

# PGP9.5 Polyclonal Antibody

Product Details	
Size	100 µL
Species Reactivity	Bovine, Chicken, Horse, Human, Mouse, Pig, Rat
Host/Isotype	Rabbit / IgG
Class	Polyclonal
Type	Antibody
Conjugate	Unconjugated
Immunogen	Human UCHL1 expressed in and purified from E. coli.
Form	Liquid
Concentration	Conc. Not Determined
Storage buffer	whole serum
Contains	5mM sodium azide
Storage conditions	Store at 4°C short term. For long term storage, store at -20°C, avoiding freeze/thaw cycles.
RRID	AB_1088161

Applications	Tested Dilution	Publications
Western Blot (WB)	1:2,000-1:5,000	-
Immunohistochemistry (IHC)	1:500	-
Immunocytochemistry (ICC/IF)	1:500	-

## Product Specific Information

PA1-10024 was made against full length recombinant human UCHL1 expressed in and purified from E. coli and can be used to identify neurons and their processes in culture or in sections. The antibody works cleanly on appropriate lysates of cell and tissues.

Product Images For PGP9.5 Polyclonal Antibody

PGP9.5 Antibody (PA1-10024) in WB


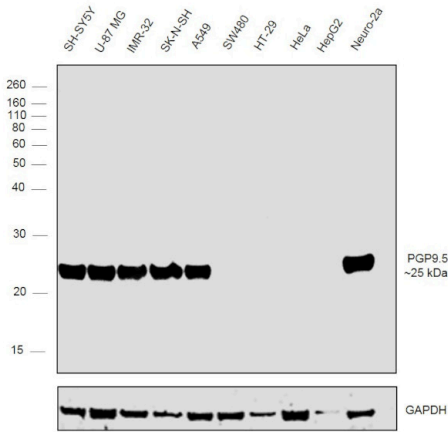
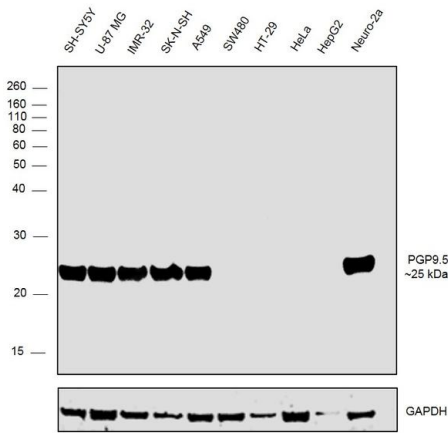
Western blot was performed using Anti-PGP9.5 Polyclonal Antibody, (Product # PA1-10024) and a ~25 kDa band corresponding to PGP9.5 was observed across the panel tested except SW480, HT-29, HeLa and HepG2 which are reported to be negative. Whole cell extracts (30 µg lysate) of SH-SY5Y (Lane 1), U-87 MG (Lane 2), IMR-32 (Lane 3), SK-N-SH (Lane 4), A549 (Lane 5), SW480 (Lane 6), HT-29 (Lane 7), HeLa (Lane 8), HepG2 (Lane 9) and Neuro-2a (Lane 10) were electrophoresed using Novex® NuPAGE® 12% % Bis-Tris gel (Product # NP0341BOX). Resolved proteins were then transferred onto a nitrocellulose membrane (Product # IB23001) by iBlot® 2 Dry Blotting System (Product # IB21001). The blot was probed with the primary antibody (1:2000 dilution) and detected by chemiluminescence with Goat anti-Rabbit IgG (Heavy Chain) Superclonal™ Recombinant Secondary Antibody, HRP (Product # A27036, 1:4000 dilution) using the iBright FL 1000 (Product # A32752). Chemiluminescent detection was performed using Novex® ECL Chemiluminescent Substrate Reagent Kit (Product # WP20005).

PGP9.5 Antibody (PA1-10024)

Antibody specificity was demonstrated by detection of differential basal expression of the target across cells owing to their inherent genetic constitution. Relative expression of PGP9.5 was observed in SH-SY5Y, U-87 MG, IMR-32 and SK-N-SH cell lines and not in SW480, HT-29, HeLa and HepG2 cell lines using PGP9.5 Polyclonal Antibody (Product # PA1-10024) in western blot. {RE}

PGP9.5 Antibody (PA1-10024)

Antibody specificity was demonstrated by detection of differential basal expression of the target across tissues owing to their inherent genetic constitution. Relative expression of PGP9.5 was observed in Mouse and Rat Brain, Cerebellum and Eye as opposed to Mouse and Rat Liver and Heart using PGP9.5 Polyclonal Antibody (Product # PA1-10024) in western blot. {RE}



For Research Use Only. Not for use in diagnostic procedures. Not for resale without express authorization. Products are warranted to operate or perform substantially in conformance with published Product specifications in effect at the time of sale, as set forth in the Production documentation, specifications and/or accompanying package inserts ("Documentation"). No claim of suitability for use in applications regulated by FDA is made. The warranty provided herein is valid only when used by properly trained individuals. Unless otherwise stated in the Documentation, this warranty is limited to one year from date of shipment when the Product is subjected to normal, proper and intended usage. This warranty does not extend to anyone other than the Buyer. Any model or sample furnished to Buyer is merely illustrative of the general type and quality of goods and does not represent that any Product will conform to such model or sample. NO OTHER WARRANTIES, EXPRESS OR IMPLIED, ARE GRANTED INCLUDING WITHOUT LIMITATION, IMPLIED WARRANTIES OF MERCHANTABILITY, FITNESS FOR ANY PARTICULAR PURPOSE, OR NON-INFRINGEMENT. BUYER'S EXCLUSIVE REMEDY FOR NON-CONFORMING PRODUCTS DURING THE WARRANTY PERIOD IS LIMITED TO REPAIR, REPLACEMENT OF OR REFUND FOR THE NON-CONFORMING PRODUCT(S) AT SELLER'S SOLE OPTION. THERE IS NO OBLIGATION TO REPAIR, REPLACE OR REFUND FOR PRODUCTS AS THE RESULT OF (i) ACCIDENT, DISASTER OR EVENT OF FORCE MAJEURE, (ii) MISUSE, FAULT OR NEGLIGENCE OF OR BY BUYER, (iii) USE OF THE PRODUCTS IN A MANNER FOR WHICH THEY WERE NOT DESIGNED, OR (iv) IMPROPER STORAGE AND HANDLING OF THE PRODUCTS. Unless otherwise expressly stated on the Product or in the documentation accompanying the Product, the Product is intended for research only and is not to be used for any other purpose, including without limitation, unauthorized commercial uses, in vitro diagnostic uses, ex vivo or in vivo therapeutic uses, or any type of consumption by or application to human or animals.