

Beclin 1 Polyclonal Antibody

Product Details	
Size	100 µL
Species Reactivity	Human, Mouse, Rat
Published Species	Mouse, Human
Host/Isotype	Rabbit / IgG
Class	Polyclonal
Type	Antibody
Conjugate	Unconjugated
Immunogen	Synthetic peptide to human Beclin 1, containing residues within 1-100.
Form	Liquid
Concentration	1 mg/mL
Purification	Antigen affinity chromatography
Storage buffer	PBS, pH 7.4
Contains	0.02% sodium azide
Storage conditions	Store at 4°C short term. For long term storage, store at -20°C, avoiding freeze/thaw cycles.
RRID	AB_568459

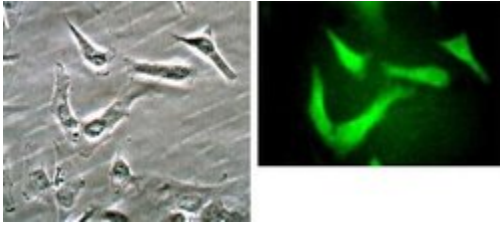
Applications	Tested Dilution	Publications
Western Blot (WB)	1:500-1:2,000	2 Publications
Immunohistochemistry (Paraffin) (IHC (P))	1:400	-
Immunocytochemistry (ICC/IF)	1:50-1:200	-
Immunoprecipitation (IP)	1:80	-

Product Specific Information

The target sequence has 88% sequence homology with rat.

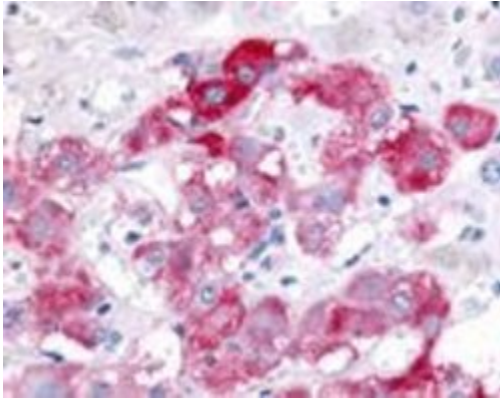
Suggested positive control: antigen standard for BECN1 (transient overexpression lysate).

Product Images For Beclin 1 Polyclonal Antibody



Beclin 1 Antibody (PA1-16857) in ICC/IF

Beclin 1 staining in HeLa cells detected with a Dylight 488 labeled secondary antibody using Product # PA1-16857.




Beclin 1 Antibody (PA1-16857) in IHC

Immunohistochemical staining of Pheochromocytoma of the Adrenal Medulla tissue at 40x; using Product # PA1-16857.

Beclin 1 Antibody (PA1-16857) in WB

Western blot analysis was performed on whole cell extracts (30 µg lysate) of A549 (Lane 1), SH-SY5Y (Lane 2), HeLa (Lane 3), MCF7 (Lane 4), SK-OV-3 (Lane 5), MKN45 (Lane 6), Raji (Lane 7), C2C12 (Lane 8), Jurkat (Lane 9), KARPAS 299 (Lane 10) and SW480 (Lane 11). The blot was probed with Anti-Beclin 1 Polyclonal Antibody (Product # PA1-16857, 1:500 dilution) and detected by chemiluminescence using Goat anti-Rabbit IgG (H+L) Superclonal™ Secondary Antibody, HRP conjugate (Product # A27036, 0.25 µg/mL, 1:4000 dilution). A 61 kDa band corresponding to Beclin 1 was observed across the cell lines tested.



[View more figures on thermofisher.com](https://www.thermofisher.com)

Western Blot (2)

Life sciences

Intracardiac administration of ephrinA1-Fc preserves mitochondrial bioenergetics during acute ischemia/reperfusion injury.

"PA1-16857 was used in Western Blotting to suggest that intracardiac injection of EphrinA1-Fc protects cardiac function by preserving cardiomyocyte structure and mitochondrial bioenergetics, thus emerging as a potential therapeutic strategy in I/R injury."

Authors: Torres MJ, McLaughlin KL, Renegar RH, Valsaraj S, Whitehurst KS, Sharaf OM, Sharma UM, Horton JL, Sarathy B, Parks JC, Brault JJ, Fisher-Wellman KH, Neuffer PD, Virag JAI

Species
Mouse

Dilution
Not Cited

Year
2019

Cell reports

Reprogramming of Amino Acid Transporters to Support Aspartate and Glutamate Dependency Sustains Endocrine Resistance in Breast Cancer.

"PA1-16857 was used in Western Blotting to provide insight into the metabolic deregulation of endocrine therapy resistant (ETR) cells, and discover molecules that may prove useful in identifying a signature for breast cancer patients with an increased risk of ETR."

Authors: Bacci M, Lorito N, Ippolito L, Ramazzotti M, Luti S, Romagnoli S, Parri M, Bianchini F, Cappellesso F, Virga F, Gao Q, Simões BM, Marangoni E, Martin LA, Comito G, Ferracin M, Giannoni E, Mazzone M, Chiarugi P, Morandi A

Species
Human

Dilution
Not Cited

Year
2019

For Research Use Only. Not for use in diagnostic procedures. Not for resale without express authorization. Products are warranted to operate or perform substantially in conformance with published Product specifications in effect at the time of sale, as set forth in the Production documentation, specifications and/or accompanying package inserts ("Documentation"). No claim of suitability for use in applications regulated by FDA is made. The warranty provided herein is valid only when used by properly trained individuals. Unless otherwise stated in the Documentation, this warranty is limited to one year from date of shipment when the Product is subjected to normal, proper and intended usage. This warranty does not extend to anyone other than the Buyer. Any model or sample furnished to Buyer is merely illustrative of the general type and quality of goods and does not represent that any Product will conform to such model or sample. NO OTHER WARRANTIES, EXPRESS OR IMPLIED, ARE GRANTED INCLUDING WITHOUT LIMITATION, IMPLIED WARRANTIES OF MERCHANTABILITY, FITNESS FOR ANY PARTICULAR PURPOSE, OR NON INFRINGEMENT. BUYER'S EXCLUSIVE REMEDY FOR NON-CONFORMING PRODUCTS DURING THE WARRANTY PERIOD IS LIMITED TO REPAIR, REPLACEMENT OF OR REFUND FOR THE NON-CONFORMING PRODUCT(S) AT SELLER'S SOLE OPTION. THERE IS NO OBLIGATION TO REPAIR, REPLACE OR REFUND FOR PRODUCTS AS THE RESULT OF (I) ACCIDENT, DISASTER OR EVENT OF FORCE MAJEURE, (II) MISUSE, FAULT OR NEGLIGENCE OF OR BY BUYER, (III) USE OF THE PRODUCTS IN A MANNER FOR WHICH THEY WERE NOT DESIGNED, OR (IV) IMPROPER STORAGE AND HANDLING OF THE PRODUCTS. Unless otherwise expressly stated on the Product or in the documentation accompanying the Product, the Product is intended for research only and is not to be used for any other purpose, including without limitation, unauthorized commercial uses, in vitro diagnostic uses, ex vivo or in vivo therapeutic uses, or any type of consumption by or application to human or animals.