

Cdc42 Polyclonal Antibody

Product Details	
Size	50 µg
Species Reactivity	Human, Mouse, Rat
Host/Isotope	Chicken / IgY
Class	Polyclonal
Type	Antibody
Conjugate	Unconjugated
Immunogen	Full length human CDC42
Form	Liquid
Concentration	1 mg/mL
Purification	Antigen affinity chromatography
Storage buffer	PBS
Contains	0.02% sodium azide
Storage Conditions	Store at 4°C short term. For long term storage, store at -20°C, avoiding freeze/thaw cycles.
RRID	AB_2078093

Applications	Tested	Dilution	Published
Western Blot (WB)	✓	1:1000	

Product Specific Information

PA1-28295 detects CDC42 from human, mouse, rat samples.

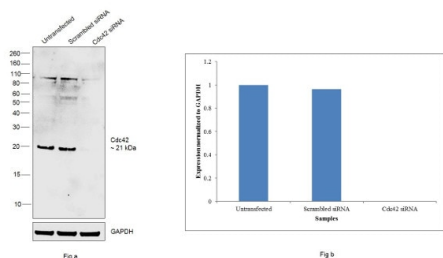
PA1-28295 has been successfully used in Western blot applications.

The PA1-28295 immunogen is: Full length human CDC42

Advanced Verification Data

Cdc42 Antibody (PA1-28295)

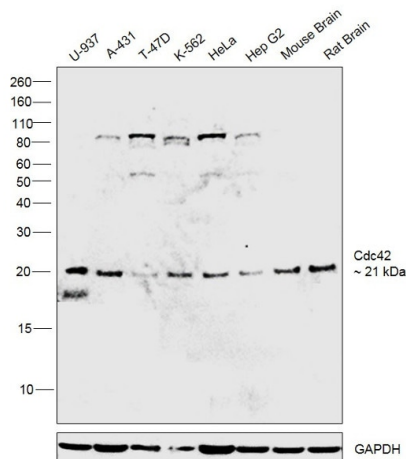
Antibody specificity was demonstrated by siRNA mediated KD of target protein. A-431 cells were transfected with Cdc42 siRNA and reduction of signal was observed in Western Blot using Cdc42 Polyclonal Antibody (Product # PA1-28295).. KnockDown validation info.



Product Images For Cdc42 Polyclonal Antibody

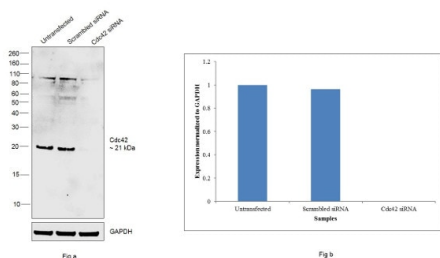
Cdc42 Antibody (PA1-28295) in WB

Western blot was performed using Anti-Cdc42 Polyclonal Antibody (Product # PA1-28295) and 21 kDa band corresponding to Cdc42 was observed across cell lines and tissues tested along with an uncharacterized band at ~80 kDa. Whole cell extracts (30 µg lysate) of U-937 (Lane 1), A-431 (Lane 2), T-47D (Lane 3), K-562 (Lane 4), HeLa (Lane 5), Hep G2 (Lane 6), tissue extracts of Mouse Brain (Lane 7) and Rat Brain (Lane 8) were electrophoresed using NuPAGE™ 12% Bis-Tris Protein Gel (Product # NP0342BOX). Resolved proteins were then transferred onto a nitrocellulose membrane (Product # IB23001) by iBlot® 2 Dry Blotting System (Product # IB21001). The blot was probed with the primary antibody (1:1000 dilution) and detected by chemiluminescence Goat anti-Chicken IgY (H+L) Secondary Antibody, HRP (Product # A16054, 1:4000 dilution) using the iBright FL 1000 (Product # A32752). Chemiluminescent detection was performed using Novex® ECL Chemiluminescent Substrate Reagent Kit (Product # WP20005).



Cdc42 Antibody (PA1-28295) in WB

KD of Cdc42 was achieved by transfecting A-431 with Cdc42 specific siRNAs (Silencer® select Product # s2765, s2766). Western blot analysis (Fig. a) was performed using whole cell extracts from the Cdc42 KD cells (Lane 3), non-specific scrambled siRNA transfected cells (Lane 2) and untransfected cells (Lane 1). The blot was probed with Cdc42 Polyclonal Antibody (Product # PA1-28295, 1:1000 dilution) and Goat anti-Chicken IgY (H+L) Secondary Antibody, HRP (Product # A16054, 1:4000 dilution). Densitometric analysis of this western blot is shown in histogram (Fig. b). Decrease in signal upon siRNA mediated knock down confirms that antibody is specific to Cdc42. An uncharacterized band at ~80 kDa was observed in the samples tested.



[View more figures on thermofisher.com](https://www.thermofisher.com)

For Research Use Only. Not for use in diagnostic procedures. Not for resale without express authorization. Products are warranted to operate or perform substantially in conformance with published Product specifications in effect at the time of sale, as set forth in the Production documentation, specifications and/or accompanying package inserts ("Documentation"). No claim of suitability for use in applications regulated by FDA is made. The warranty provided herein is valid only when used by properly trained individuals. Unless otherwise stated in the Documentation, this warranty is limited to one year from date of shipment when the Product is subjected to normal, proper and intended usage. This warranty does not extend to anyone other than the Buyer. Any model or sample furnished to Buyer is merely illustrative of the general type and quality of goods and does not represent that any Product will conform to such model or sample. NO OTHER WARRANTIES, EXPRESS OR IMPLIED, ARE GRANTED INCLUDING WITHOUT LIMITATION, IMPLIED WARRANTIES OF MERCHANTABILITY, FITNESS FOR ANY PARTICULAR PURPOSE, OR NON-INFRINGEMENT. BUYER'S EXCLUSIVE REMEDY FOR NON-CONFORMING PRODUCTS DURING THE WARRANTY PERIOD IS LIMITED TO REPAIR, REPLACEMENT OF OR REFUND FOR THE NON-CONFORMING PRODUCT(S) AT SELLER'S SOLE OPTION. THERE IS NO OBLIGATION TO REPAIR, REPLACE OR REFUND FOR PRODUCTS AS THE RESULT OF (I) ACCIDENT, DISASTER OR EVENT OF FORCE MAJEURE, (II) MISUSE, FAULT OR NEGLIGENCE OF OR BY BUYER, (III) USE OF THE PRODUCTS IN A MANNER FOR WHICH THEY WERE NOT DESIGNED, OR (IV) IMPROPER STORAGE AND HANDLING OF THE PRODUCTS. Unless otherwise expressly stated on the Product or in the documentation accompanying the Product, the Product is intended for research only and is not to be used for any other purpose, including without limitation, unauthorized commercial uses, in vitro diagnostic uses, ex vivo or in vivo therapeutic uses, or any type of consumption by or application to human or animals.