

Golgi protein 58k Polyclonal Antibody

Product Details

Size	100 µg
Species Reactivity	Human
Host/Isotype	Goat / IgG
Class	Polyclonal
Type	Antibody
Conjugate	Unconjugated
Immunogen	synthetic peptide SQLVECVPNFSEGKNQ, corresponding to N terminal amino acids 2-17 of Human 58K Golgi protein.
Form	Liquid
Concentration	0.5 mg/mL
Purification	Antigen affinity chromatography
Storage buffer	TBS, pH 7.3, with 0.5% BSA
Contains	0.02% sodium azide
Storage conditions	Store at 4°C short term. For long term storage, store at -20°C, avoiding freeze/thaw cycles.
RRID	AB_1958058

Applications

Tested Dilution

Publications

Western Blot (WB)	0.05-0.2 µg/mL	-
Immunohistochemistry (Paraffin) (IHC (P))	3-5 µg/mL	-

Product Specific Information

Recommended positive controls: The peptide used to generate this antibody is available for purchase (GTX19072-PEP)..

Store product as a concentrated solution. Centrifuge briefly prior to opening the vial.

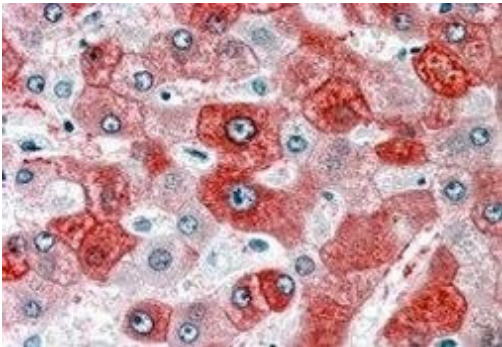
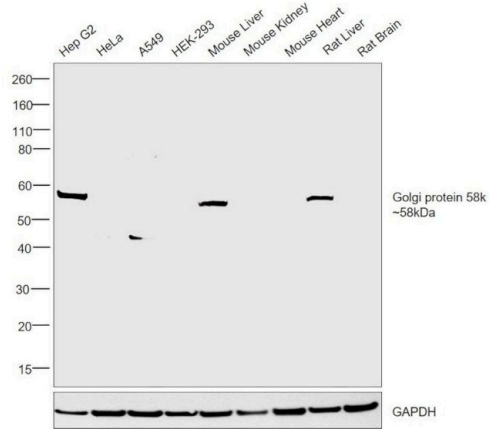
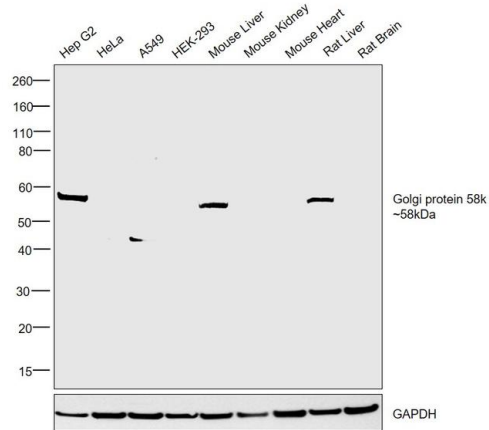
Product Images For Golgi protein 58k Polyclonal Antibody

Golgi protein 58k Antibody (PA1-31351) in WB

Western blot was performed using Anti-Golgi protein 58k Polyclonal Antibody (Product # PA1-31351) and a 58kDa band corresponding to Golgi protein 58k was observed in Hep G2, Mouse Liver and Rat Liver but was not observed in HeLa, A549, HEK-293, Mouse Kidney, Mouse Heart and Rat Brain which are reported to be negative. Whole Cell Extract-WCL (30 µg lysate) of Hep G2 (Lane 1), HeLa (Lane 2), A549 (Lane 3), HEK-293 (Lane 4), Mouse Liver (Lane 5), Mouse Kidney (Lane 6), Mouse Heart (Lane 7), Rat Liver (Lane 8), Rat Brain (Lane 9) were electrophoresed using NuPAGE™ 4-12% Bis-Tris Protein Gel (Product # NP0321BOX). Resolved proteins were then transferred onto a Nitrocellulose membrane (Product # IB23001) by iBlot® 2 Dry Blotting System (Product # IB21001). The blot was probed with the primary antibody (1:1000 dilution) and detected by chemiluminescence with Rabbit anti-Goat IgG Heavy Chain Superclonal™ Recombinant Secondary Antibody, HRP (Product # A27014, 1:4000 dilution) using the iBright FL 1000 (Product # A32752). Chemiluminescent detection was performed using Novex® ECL Chemiluminescent Substrate Reagent Kit (Product # WP20005).

Golgi protein 58k Antibody (PA1-31351)

Antibody specificity was demonstrated by detection of differential basal expression of the target proteins across cell lines and tissues owing to their inherent genetic constitution. Relative expression of Golgi protein 58k was observed in Hep G2, Mouse Liver and Rat Liver but was not observed in HeLa, A549, HEK-293, Mouse Kidney, Mouse Heart and Rat Brain using Anti-Golgi protein 58k Polyclonal Antibody (Product # PA1-31351) in Western Blot. {RE}



Golgi protein 58k Antibody (PA1-31351) in IHC (P)

Immunohistochemistry (Paraffin) analysis of Golgi protein 58k in human liver tissue using Golgi protein 58k Polyclonal Antibody (Product # PA1-31351) at a dilution of 3.8 µg/mL. Antigen retrieval : citrate buffer pH 6.

View more figures on thermofisher.com

For Research Use Only. Not for use in diagnostic procedures. Not for resale without express authorization. Products are warranted to operate or perform substantially in conformance with published Product specifications in effect at the time of sale, as set forth in the Production documentation, specifications and/or accompanying package inserts ("Documentation"). No claim of suitability for use in applications regulated by FDA is made. The warranty provided herein is valid only when used by properly trained individuals. Unless otherwise stated in the Documentation, this warranty is limited to one year from date of shipment when the Product is subjected to normal, proper and intended usage. This warranty does not extend to anyone other than the Buyer. Any model or sample furnished to Buyer is merely illustrative of the general type and quality of goods and does not represent that any Product will conform to such model or sample. NO OTHER WARRANTIES, EXPRESS OR IMPLIED, ARE GRANTED INCLUDING WITHOUT LIMITATION, IMPLIED WARRANTIES OF MERCHANTABILITY, FITNESS FOR ANY PARTICULAR PURPOSE, OR NON INFRINGEMENT. BUYER'S EXCLUSIVE REMEDY FOR NON-CONFORMING PRODUCTS DURING THE WARRANTY PERIOD IS LIMITED TO REPAIR, REPLACEMENT OF OR REFUND FOR THE NON-CONFORMING PRODUCT(S) AT SELLER'S SOLE OPTION. THERE IS NO OBLIGATION TO REPAIR, REPLACE OR REFUND FOR PRODUCTS AS THE RESULT OF (I) ACCIDENT, DISASTER OR EVENT OF FORCE MAJEURE, (II) MISUSE, FAULT OR NEGLIGENCE OF OR BY BUYER, (III) USE OF THE PRODUCTS IN A MANNER FOR WHICH THEY WERE NOT DESIGNED, OR (IV) IMPROPER STORAGE AND HANDLING OF THE PRODUCTS. Unless otherwise expressly stated on the Product or in the documentation accompanying the Product, the Product is intended for research only and is not to be used for any other purpose, including without limitation, unauthorized commercial uses, in vitro diagnostic uses, ex vivo or in vivo therapeutic uses, or any type of consumption by or application to human or animals.