

# CXCR3 Polyclonal Antibody

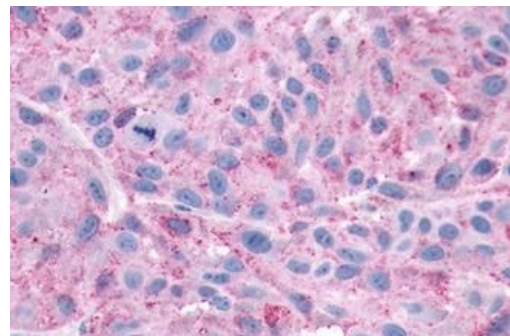
Product Details	
Size	25 µg
Species Reactivity	Human
Published Species	Human
Host/Isotype	Rabbit / IgG
Class	Polyclonal
Type	Antibody
Conjugate	Unconjugated
Immunogen	Synthetic 17 amino acid peptide from C-terminus of human CXCR3
Form	Liquid
Concentration	1 mg/mL
Purification	Antigen affinity chromatography
Storage buffer	PBS
Contains	0.1% sodium azide
Storage conditions	Store at 4°C short term. For long term storage, store at -20°C, avoiding freeze/thaw cycles.
RRID	AB_2086757

Applications	Tested Dilution	Publications
Immunohistochemistry (Paraffin) (IHC (P))	10-20 µg/mL	1 Publication

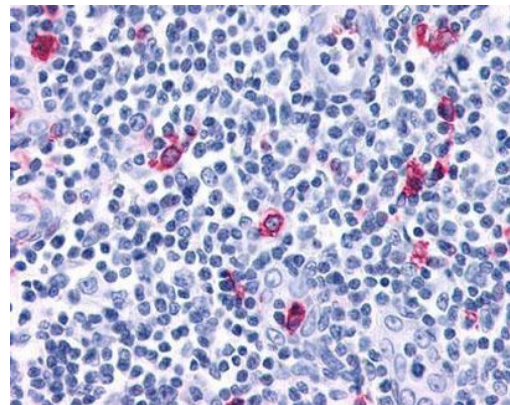
## Product Specific Information

PA1-32503 detects CXCR3 from human samples.

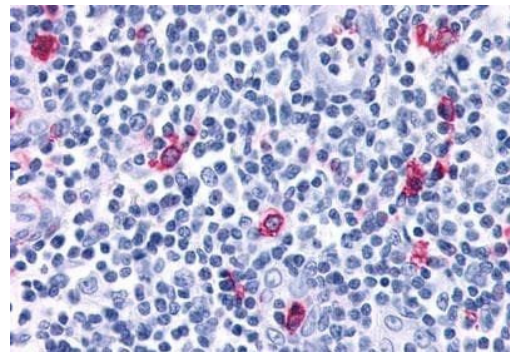
Product Images For CXCR3 Polyclonal Antibody



**CXCR3 Antibody (PA1-32503) in IHC (P)**  
Immunohistochemical (Paraffin) analysis of human skin, melanoma tissue using (Product # PA1-32503) CXCR3 Polyclonal Antibody. Antigen retrieval: Heat-induced antigen retrieval.



**CXCR3 Antibody (PA1-32503) in IHC (P)**  
Immunohistochemistry (Paraffin) analysis of CXCR3 in human tonsil tissue using CXCR3 Polyclonal Antibody (Product # PA1-32503). Antigen retrieval : Heat-induced antigen retrieval.



**CXCR3 Antibody (PA1-32503) in IHC (P)**  
Immunohistochemical (Paraffin) analysis of human tonsil tissue using (Product # PA1-32503) CXCR3 Polyclonal Antibody. Antigen retrieval: Heat-induced antigen retrieval.

View more figures on [thermofisher.com](https://thermofisher.com)

1 Reference

Immunohistochemistry (Paraffin) (1)

Molecular medicine reports	
<b>Serum levels of CXCR3 ligands predict T cell-mediated acute rejection after kidney transplantation.</b>	
"PA1-32503 was used in immunohistochemistry - paraffin section to measure CXCR3 ligands in the serum of renal allograft recipients"	
Authors: Huang H,Xu X,Yao C,Cai M,Qian Y,Wang X,Shi B	
	<div>Year 2014</div> <div>Species Human</div> <div>Dilution 1:100</div>

For Research Use Only. Not for use in diagnostic procedures. Not for resale without express authorization. Products are warranted to operate or perform substantially in conformance with published Product specifications in effect at the time of sale, as set forth in the Production documentation, specifications and/or accompanying package inserts ("Documentation"). No claim of suitability for use in applications regulated by FDA is made. The warranty provided herein is valid only when used by properly trained individuals. Unless otherwise stated in the Documentation, this warranty is limited to one year from date of shipment when the Product is subjected to normal, proper and intended usage. This warranty does not extend to anyone other than the Buyer. Any model or sample furnished to Buyer is merely illustrative of the general type and quality of goods and does not represent that any Product will conform to such model or sample. NO OTHER WARRANTIES, EXPRESS OR IMPLIED, ARE GRANTED INCLUDING WITHOUT LIMITATION, IMPLIED WARRANTIES OF MERCHANTABILITY, FITNESS FOR ANY PARTICULAR PURPOSE, OR NON INFRINGEMENT. BUYER'S EXCLUSIVE REMEDY FOR NON-CONFORMING PRODUCTS DURING THE WARRANTY PERIOD IS LIMITED TO REPAIR, REPLACEMENT OF OR REFUND FOR THE NON-CONFORMING PRODUCT(S) AT SELLER'S SOLE OPTION. THERE IS NO OBLIGATION TO REPAIR, REPLACE OR REFUND FOR PRODUCTS AS THE RESULT OF (I) ACCIDENT, DISASTER OR EVENT OF FORCE MAJEURE, (II) MISUSE, FAULT OR NEGLIGENCE OF OR BY BUYER, (III) USE OF THE PRODUCTS IN A MANNER FOR WHICH THEY WERE NOT DESIGNED, OR (IV) IMPROPER STORAGE AND HANDLING OF THE PRODUCTS. Unless otherwise expressly stated on the Product or in the documentation accompanying the Product, the Product is intended for research only and is not to be used for any other purpose, including without limitation, unauthorized commercial uses, in vitro diagnostic uses, ex vivo or in vivo therapeutic uses, or any type of consumption by or application to human or animals.