

XPAT Polyclonal Antibody

Product Details

Size	100 µL
Species Reactivity	Bovine, Human, Mouse, Pig
Published Species	Mouse, Human
Host/Isotype	Rabbit / IgG
Class	Polyclonal
Type	Antibody
Conjugate	Unconjugated
Immunogen	Synthetic peptide made to a region of the Human XPAT protein, within residues 300-400.
Form	Liquid
Concentration	1.0 mg/mL
Purification	Antigen affinity chromatography
Storage buffer	PBS with 30% glycerol
Contains	0.1% sodium azide
Storage conditions	Store at 4°C short term. For long term storage, store at -20°C, avoiding freeze/thaw cycles.
RRID	AB_1017916

Applications	Tested Dilution	Publications
Western Blot (WB)	0.5-2.0 µg/mL	2 Publications
Immunohistochemistry (IHC)	-	1 Publication
Immunohistochemistry (Paraffin) (IHC (P))	1.0-5 µg/mL	-
Immunohistochemistry (Frozen) (IHC (F))	Assay-Dependent	-
Immunocytochemistry (ICC/IF)	Assay-Dependent	-

Product Specific Information


The target sequence has 94% sequence homology with sheep and porcine and 84% sequence homology with rat.

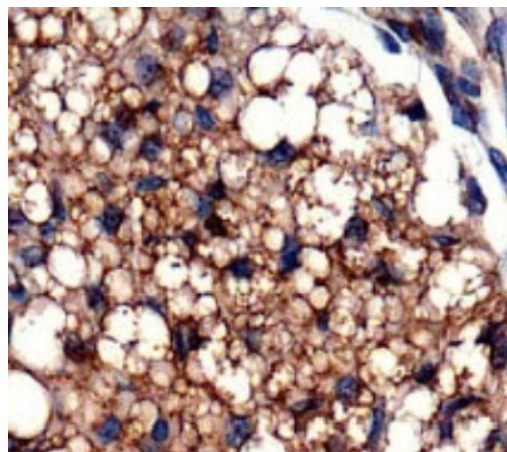
Suggested positive control: human and mouse heart lysate.

Product Images For XPAT Polyclonal Antibody

XPAT Antibody (PA1-46215) in WB

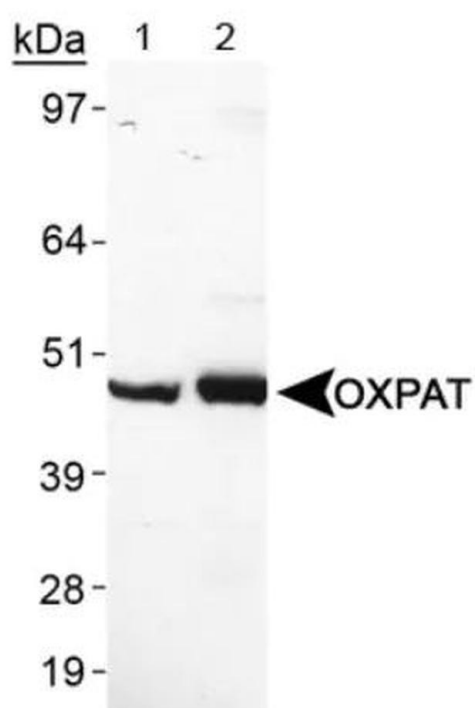
Western blot analysis of XPAT in 0.5 mg/mL Human Heart (left) and Mouse Heart (right) lysate. Samples were incubated in XPAT polyclonal antibody (Product # PA1-46215). This experiment was performed under reducing conditions using the 12-230 kDa separation system.





OXPAT Antibody (PA1-46215) in IHC (P)

Immunohistochemical analysis of OXPAT in paraffin embedded mouse fat. Samples were incubated in OXPAT polyclonal antibody (Product # PA1-46215).



OXPAT Antibody (PA1-46215) in WB

Western blot analysis of OXPAT in human (lane 1) and mouse (lane 2) heart lysate. Samples were incubated in OXPAT polyclonal antibody (Product # PA1-46215).

[View more figures on thermofisher.com](https://www.thermofisher.com)

Western Blot (2)

<p>Molecules (Basel, Switzerland)</p> <p>EPA/DHA Concentrate by Urea Complexation Decreases Hyperinsulinemia and Increases Plin5 in the Liver of Mice Fed a High-Fat Diet.</p> <p>"PA1-46215 was used in Western Blotting to suggest that processing salmon oil by urea concentration can generate an EPA+DHA dose useful to prevent the increase of fasting insulin and the decrease of Plin5 in the liver of insulin-resistant mice."</p> <p>Authors: Espinosa A,Ross A,Dovale-Rosabal G,Pino-de la Fuente F,Uribe-Oporto E,Sacristán C,Ruiz P,Valenzuela R, Romero N,Aubourg SP,Rodríguez A</p>	<p>Year 2020</p> <p>Species Mouse</p> <p>Dilution 1:1000</p>
<p>Cancers</p> <p>Perilipin 5 and Lipocalin 2 Expression in Hepatocellular Carcinoma.</p> <p>"Published figure using OXPAT polyclonal antibody (Product # PA1-46215) in Western Blot"</p> <p>Authors: Asimakopoulou A,Vucur M,Luedde T,Schneiders S,Kalampoka S,Weiss TS,Weiskirchen R</p>	<p>Year 2019</p> <p>Species Human</p> <p>Dilution 1:50</p>

Immunohistochemistry (1)

<p>Cancers</p> <p>Perilipin 5 and Lipocalin 2 Expression in Hepatocellular Carcinoma.</p> <p>"Published figure using OXPAT polyclonal antibody (Product # PA1-46215) in Western Blot"</p> <p>Authors: Asimakopoulou A,Vucur M,Luedde T,Schneiders S,Kalampoka S,Weiss TS,Weiskirchen R</p>	<p>Year 2019</p> <p>Species Human</p> <p>Dilution 1:50</p>
--	---

For Research Use Only. Not for use in diagnostic procedures. Not for resale without express authorization. Products are warranted to operate or perform substantially in conformance with published Product specifications in effect at the time of sale, as set forth in the Production documentation, specifications and/or accompanying package inserts ("Documentation"). No claim of suitability for use in applications regulated by FDA is made. The warranty provided herein is valid only when used by properly trained individuals. Unless otherwise stated in the Documentation, this warranty is limited to one year from date of shipment when the Product is subjected to normal, proper and intended usage. This warranty does not extend to anyone other than the Buyer. Any model or sample furnished to Buyer is merely illustrative of the general type and quality of goods and does not represent that any Product will conform to such model or sample. NO OTHER WARRANTIES, EXPRESS OR IMPLIED, ARE GRANTED INCLUDING WITHOUT LIMITATION, IMPLIED WARRANTIES OF MERCHANTABILITY, FITNESS FOR ANY PARTICULAR PURPOSE, OR NON INFRINGEMENT. BUYER'S EXCLUSIVE REMEDY FOR NON-CONFORMING PRODUCTS DURING THE WARRANTY PERIOD IS LIMITED TO REPAIR, REPLACEMENT OF OR REFUND FOR THE NON-CONFORMING PRODUCT(S) AT SELLER'S SOLE OPTION. THERE IS NO OBLIGATION TO REPAIR, REPLACE OR REFUND FOR PRODUCTS AS THE RESULT OF (I) ACCIDENT, DISASTER OR EVENT OF FORCE MAJEURE, (II) MISUSE, FAULT OR NEGLIGENCE OF OR BY BUYER, (III) USE OF THE PRODUCTS IN A MANNER FOR WHICH THEY WERE NOT DESIGNED, OR (IV) IMPROPER STORAGE AND HANDLING OF THE PRODUCTS. Unless otherwise expressly stated on the Product or in the documentation accompanying the Product, the Product is intended for research only and is not to be used for any other purpose, including without limitation, unauthorized commercial uses, in vitro diagnostic uses, ex vivo or in vivo therapeutic uses, or any type of consumption by or application to human or animals.