

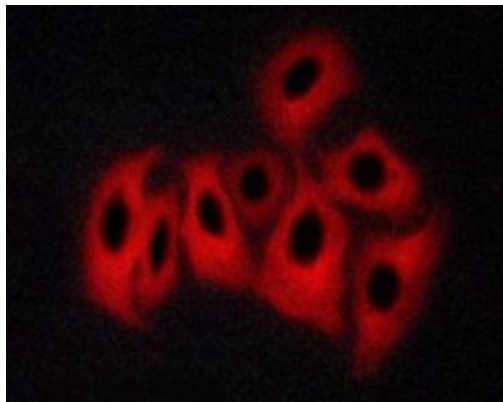
Phospho-CaMKII alpha (Thr286) Polyclonal Antibody

Product Details

| | |
|--------------------|---|
| Size | 100 µL |
| Species Reactivity | Human, Mouse, Rat |
| Host/Isotype | Rabbit / IgG |
| Class | Polyclonal |
| Type | Antibody |
| Conjugate | Unconjugated |
| Immunogen | A synthesized peptide derived from human CaMK2 around the phosphorylation site of Thr286. |
| Form | Liquid |
| Concentration | 1 mg/mL |
| Purification | sequential chromatography |
| Storage buffer | PBS, pH 7.4, with 50% glycerol, 150mM NaCl |
| Contains | 0.02% sodium azide |
| Storage Conditions | -20°C |
| RRID | AB_2816516 |

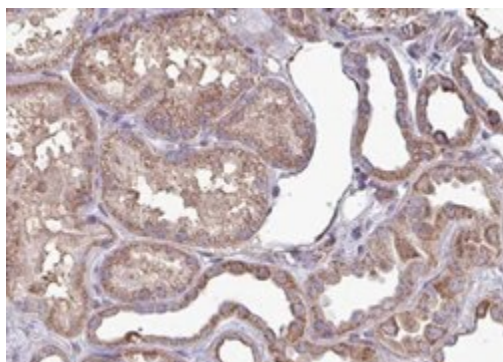
| Applications | Tested Dilution | Publications |
|---|-----------------|--------------|
| Western Blot (WB) | 1:500-1:2000 | - |
| Immunohistochemistry (Paraffin) (IHC (P)) | 1:50-1:200 | - |
| Immunocytochemistry (ICC) | 1:100-1:500 | - |
| Immunofluorescence (IF) | 1:100-1:500 | - |

Product Images For Phospho-CaMKII alpha (Thr286) Polyclonal Antibody



Phospho-CaMKII alpha (Thr286) Antibody (PA5-105043) in IF

Immunofluorescent analysis of Phospho-CaMKII alpha (Thr286) in MKN-45 cells treated with Forskolin (30 uM, 20 min). Samples were fixed with paraformaldehyde, permeabilized with 0.1% saponin, blocked with 10% serum (45 min at 25°C) incubated with Phospho-CaMKII alpha (Thr286) polyclonal antibody (Product # PA5-105043) using a dilution of 1:400 (1 hr, 37°C), and followed by goat anti-rabbit IgG Alexa Fluor 594 (red) at a dilution of 1:600.

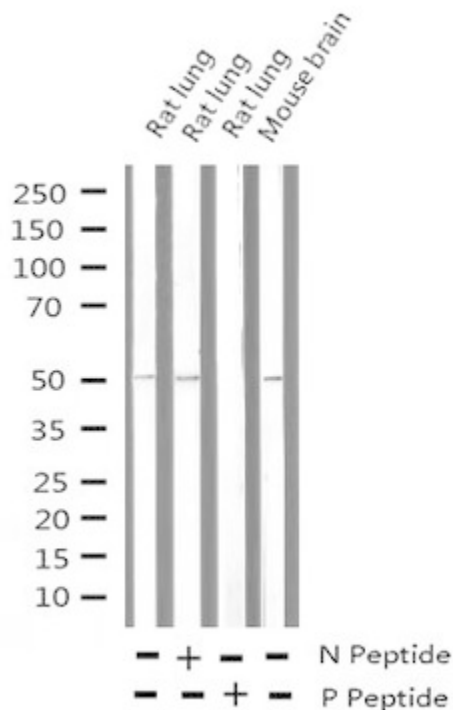


Phospho-CaMKII alpha (Thr286) Antibody (PA5-105043) in IHC (P)

Immunohistochemistry analysis of paraffin-embedded Phospho-CaMKII alpha (Thr286) in human kidney carcinoma tissue sections. Antigen retrieval was performed using citrate buffer. Samples were blocked with blocking buffer (1.5 hr, 22°C), incubated with Phospho-CaMKII alpha (Thr286) polyclonal antibody (Product # PA5-105043) using a dilution of 1:100 (1.5 hr, 22°C), followed by HRP conjugated goat anti-rabbit.

Phospho-CaMKII alpha (Thr286) Antibody (PA5-105043) in WB

Western blot analysis of Phospho-CaMKII alpha (Thr286) in rat lung/mouse brain (absence (-) or presence (+) of non-phospho and phospho peptide). Samples were incubated with Phospho-CaMKII alpha (Thr286) polyclonal antibody (Product # PA5-105043).



For Research Use Only. Not for use in diagnostic procedures. Not for resale without express authorization. Products are warranted to operate or perform substantially in conformance with published Product specifications in effect at the time of sale, as set forth in the Production documentation, specifications and/or accompanying package inserts ("Documentation"). No claim of suitability for use in applications regulated by FDA is made. The warranty provided herein is valid only when used by properly trained individuals. Unless otherwise stated in the Documentation, this warranty is limited to one year from date of shipment when the Product is subjected to normal, proper and intended usage. This warranty does not extend to anyone other than the Buyer. Any model or sample furnished to Buyer is merely illustrative of the general type and quality of goods and does not represent that any Product will conform to such model or sample. NO OTHER WARRANTIES, EXPRESS OR IMPLIED, ARE GRANTED INCLUDING WITHOUT LIMITATION, IMPLIED WARRANTIES OF MERCHANTABILITY, FITNESS FOR ANY PARTICULAR PURPOSE, OR NON INFRINGEMENT. BUYER'S EXCLUSIVE REMEDY FOR NON-CONFORMING PRODUCTS DURING THE WARRANTY PERIOD IS LIMITED TO REPAIR, REPLACEMENT OF OR REFUND FOR THE NON-CONFORMING PRODUCT(S) AT SELLER'S SOLE OPTION. THERE IS NO OBLIGATION TO REPAIR, REPLACE OR REFUND FOR PRODUCTS AS THE RESULT OF (I) ACCIDENT, DISASTER OR EVENT OF FORCE MAJEURE, (II) MISUSE, FAULT OR NEGLIGENCE OF OR BY BUYER, (III) USE OF THE PRODUCTS IN A MANNER FOR WHICH THEY WERE NOT DESIGNED, OR (IV) IMPROPER STORAGE AND HANDLING OF THE PRODUCTS. Unless otherwise expressly stated on the Product or in the documentation accompanying the Product, the Product is intended for research only and is not to be used for any other purpose, including without limitation, unauthorized commercial uses, in vitro diagnostic uses, ex vivo or in vivo therapeutic uses, or any type of consumption by or application to human or animals.