

PDK4 Polyclonal Antibody

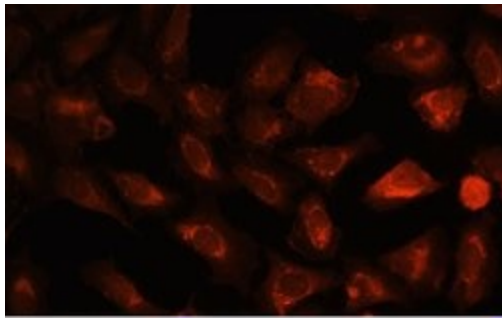
Product Details	
Size	100 µL
Species Reactivity	Human, Mouse, Rat
Host/Isotype	Rabbit / IgG
Class	Polyclonal
Type	Antibody
Conjugate	Unconjugated
Immunogen	Recombinant fusion protein containing a sequence corresponding to amino acids 102-411 of human PDK4 (NP_002603.1).
Form	Liquid
Concentration	2.76 mg/mL
Purification	Antigen affinity chromatography
Storage buffer	PBS, pH 7.3, with 50% glycerol
Contains	0.02% sodium azide
Storage conditions	-20° C, Avoid Freeze/Thaw Cycles
RRID	AB_2855503

Applications	Tested Dilution	Publications
Western Blot (WB)	1:500-1:2,000	-
Immunocytochemistry (ICC/IF)	1:50-1:200	-

Product Specific Information

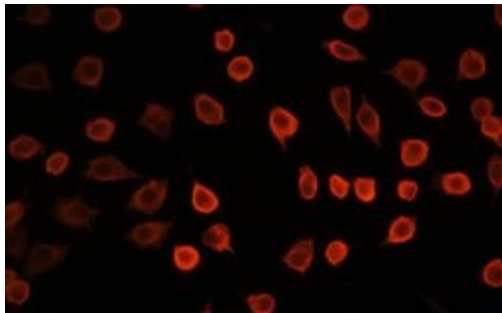
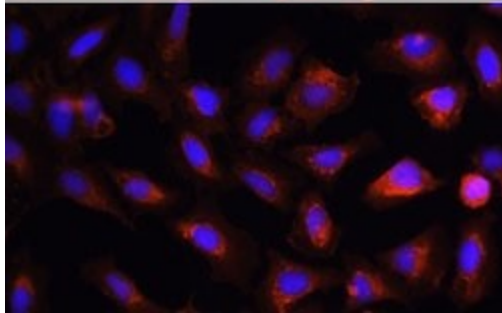
Sequence of this protein is as follows: FHEKSPDDQK ALSDFVDTLI KVRNRHHNVV PTMAQGIIEY KDACTVDPVT NQNLQYFLDR FYMNRISTRM LMNQHILIFS DSQTGNPSHI GSIDPNCVV AVVQDAFECS RMLCDQYYLS SPELKLTVN GKFPDQPIHI VYVPSHLHHM LFELFKNAMR ATVEHQENQP SLTPIEVIVV LGKEDLTIKI SDRGGGVPLR IIDRLFSYTY STAPTPVMDN SRNAPLAGFG YGLPISRLYA KYFQGDLNLY SLSGYGTAI IYKALSSSES IEKLPVFNKS AFKHYQMSSE ADDWCIPSRE PKNLAKEVAM

Product Images For PDK4 Polyclonal Antibody



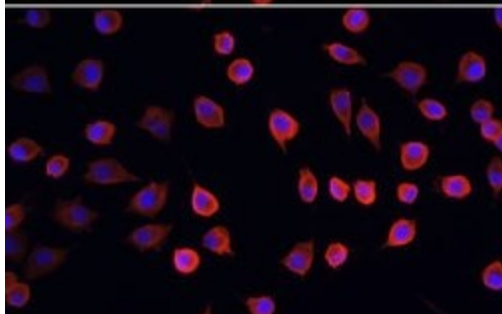
PDK4 Antibody (PA5-110092) in ICC/IF

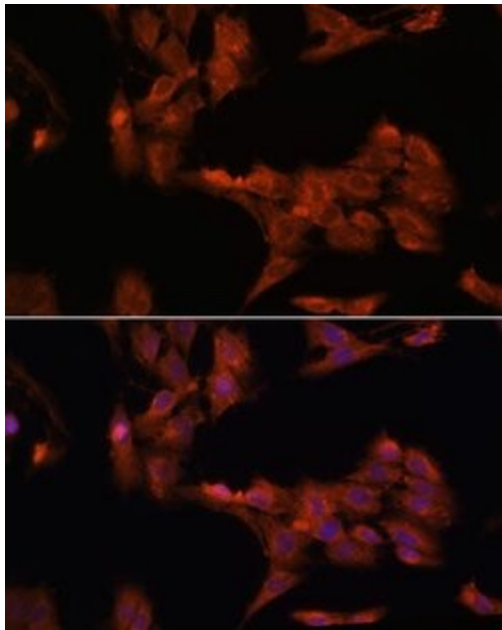
Immunocytochemistry analysis of PDK4 in U-2OS cells. Samples were incubated in polyclonal PDK4 antibody (Product # PA5-110092) using a dilution of 1:100, followed by DAPI.



PDK4 Antibody (PA5-110092) in ICC/IF

Immunocytochemistry analysis of PDK4 in L929 cells. Samples were incubated in polyclonal PDK4 antibody (Product # PA5-110092) using a dilution of 1:100, followed by DAPI.





PDK4 Antibody (PA5-110092) in ICC/IF

Immunocytochemistry analysis of PDK4 in C6 cells. Samples were incubated in polyclonal PDK4 antibody (Product # PA5-110092) using a dilution of 1:100, followed by DAPI.

[View more figures on thermofisher.com](https://www.thermofisher.com)

For Research Use Only. Not for use in diagnostic procedures. Not for resale without express authorization. Products are warranted to operate or perform substantially in conformance with published Product specifications in effect at the time of sale, as set forth in the Production documentation, specifications and/or accompanying package inserts ("Documentation"). No claim of suitability for use in applications regulated by FDA is made. The warranty provided herein is valid only when used by properly trained individuals. Unless otherwise stated in the Documentation, this warranty is limited to one year from date of shipment when the Product is subjected to normal, proper and intended usage. This warranty does not extend to anyone other than the Buyer. Any model or sample furnished to Buyer is merely illustrative of the general type and quality of goods and does not represent that any Product will conform to such model or sample. NO OTHER WARRANTIES, EXPRESS OR IMPLIED, ARE GRANTED INCLUDING WITHOUT LIMITATION, IMPLIED WARRANTIES OF MERCHANTABILITY, FITNESS FOR ANY PARTICULAR PURPOSE, OR NON INFRINGEMENT. BUYER'S EXCLUSIVE REMEDY FOR NON-CONFORMING PRODUCTS DURING THE WARRANTY PERIOD IS LIMITED TO REPAIR, REPLACEMENT OF OR REFUND FOR THE NON-CONFORMING PRODUCT(S) AT SELLER'S SOLE OPTION. THERE IS NO OBLIGATION TO REPAIR, REPLACE OR REFUND FOR PRODUCTS AS THE RESULT OF (I) ACCIDENT, DISASTER OR EVENT OF FORCE MAJEURE, (II) MISUSE, FAULT OR NEGLIGENCE OF OR BY BUYER, (III) USE OF THE PRODUCTS IN A MANNER FOR WHICH THEY WERE NOT DESIGNED, OR (IV) IMPROPER STORAGE AND HANDLING OF THE PRODUCTS. Unless otherwise expressly stated on the Product or in the documentation accompanying the Product, the Product is intended for research only and is not to be used for any other purpose, including without limitation, unauthorized commercial uses, in vitro diagnostic uses, ex vivo or in vivo therapeutic uses, or any type of consumption by or application to human or animals.