

Phospho-RSK Pan (Ser221, Ser227, Ser218, Ser232) Polyclonal Antibody

Product Details

Size	100 µL
Species Reactivity	Rat, Human, Mouse, Non-human primate
Host/Isotype	Rabbit / IgG
Class	Polyclonal
Type	Antibody
Conjugate	Unconjugated
Immunogen	A synthesized peptide derived from human RSK1/2/3/4 around the phosphorylation site of Ser221/227/s218/232.
Form	Liquid
Concentration	1 mg/mL
Purification	sequential chromatography
Storage buffer	PBS with 50% glycerol
Contains	0.02% sodium azide
Storage conditions	-20°C
RRID	AB_2899273

Applications

Tested Dilution

Publications

Western Blot (WB)	1:500-1:2,000	-
Immunohistochemistry (Paraffin) (IHC (P))	1:50-1:200	-

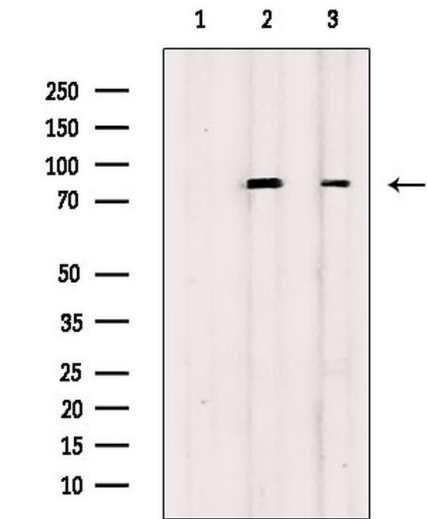
Product Specific Information

Antibody detects endogenous levels of RSK1/2/3/4 only when phosphorylated at Ser221/227/s218/232.

Product Images For Phospho-RSK Pan (Ser221, Ser227, Ser218, Ser232) Polyclonal Antibody

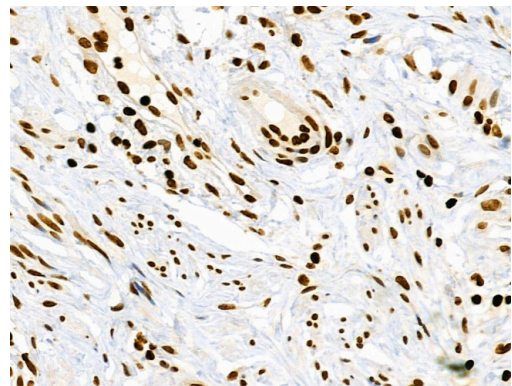
Phospho-RSK Pan (Ser221, Ser227, Ser218, Ser232) Antibody (PA5-114637) in WB

Western blot analysis of Phospho-RSK1/RSK2/RSK3/RSK4 (Ser221, Ser227, Ser218, Ser232) in various samples (Lane 1: HeLa cells (serum starvation treatment), blocked with antigen-specific peptides, Lane 2: HeLa cells (serum starvation treatment), Lane 3: VERO cells (serum starvation treatment)). Samples were incubated with polyclonal antibody (Product # PA5-114637).



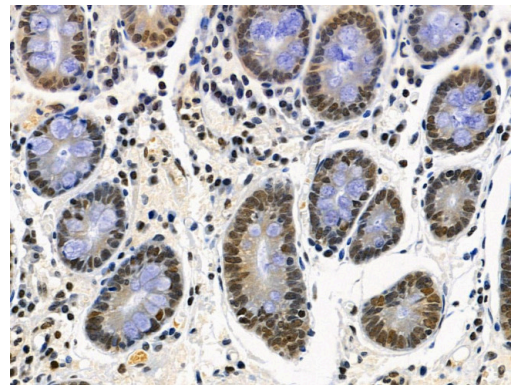
Phospho-RSK Pan (Ser221, Ser227, Ser218, Ser232) Antibody (PA5-114637) in IHC (P)

Immunohistochemistry analysis of Phospho-RSK1/RSK2/RSK3/RSK4 (Ser221, Ser227, Ser218, Ser232) in human ovarian cancer and adjacent normal tissues. Samples were treated with formaldehyde and treated with citrate buffer for antigen retrieval, blocked, and incubated (1.5 hours at 22°C) with polyclonal antibody (Product # PA5-114637) at a dilution of 1:100. Secondary staining was applied with HRP conjugated anti-Rabbit.



Phospho-RSK Pan (Ser221, Ser227, Ser218, Ser232) Antibody (PA5-114637) in IHC (P)

Immunohistochemistry analysis of Phospho-RSK1/RSK2/RSK3/RSK4 (Ser221, Ser227, Ser218, Ser232) in human gastric cancer and adjacent normal tissues. Samples were treated with formaldehyde and treated with citrate buffer for antigen retrieval, blocked, and incubated (1.5 hours at 22°C) with polyclonal antibody (Product # PA5-114637) at a dilution of 1:100. Secondary staining was applied with HRP conjugated anti-Rabbit.



View more figures on thermofisher.com

For Research Use Only. Not for use in diagnostic procedures. Not for resale without express authorization. Products are warranted to operate or perform substantially in conformance with published Product specifications in effect at the time of sale, as set forth in the Production documentation, specifications and/or accompanying package inserts ("Documentation"). No claim of suitability for use in applications regulated by FDA is made. The warranty provided herein is valid only when used by properly trained individuals. Unless otherwise stated in the Documentation, this warranty is limited to one year from date of shipment when the Product is subjected to normal, proper and intended usage. This warranty does not extend to anyone other than the Buyer. Any model or sample furnished to Buyer is merely illustrative of the general type and quality of goods and does not represent that any Product will conform to such model or sample. NO OTHER WARRANTIES, EXPRESS OR IMPLIED, ARE GRANTED INCLUDING WITHOUT LIMITATION, IMPLIED WARRANTIES OF MERCHANTABILITY, FITNESS FOR ANY PARTICULAR PURPOSE, OR NON-INFRINGEMENT. BUYER'S EXCLUSIVE REMEDY FOR NON-CONFORMING PRODUCTS DURING THE WARRANTY PERIOD IS LIMITED TO REPAIR, REPLACEMENT OF OR REFUND FOR THE NON-CONFORMING PRODUCT(S) AT SELLER'S SOLE OPTION. THERE IS NO OBLIGATION TO REPAIR, REPLACE OR REFUND FOR PRODUCTS AS THE RESULT OF (I) ACCIDENT, DISASTER OR EVENT OF FORCE MAJEURE, (II) MISUSE, FAULT OR NEGLIGENCE OF OR BY BUYER, (III) USE OF THE PRODUCTS IN A MANNER FOR WHICH THEY WERE NOT DESIGNED, OR (IV) IMPROPER STORAGE AND HANDLING OF THE PRODUCTS. Unless otherwise expressly stated on the Product or in the documentation accompanying the Product, the Product is intended for research only and is not to be used for any other purpose, including without limitation, unauthorized commercial uses, in vitro diagnostic uses, ex vivo or in vivo therapeutic uses, or any type of consumption by or application to human or animals.