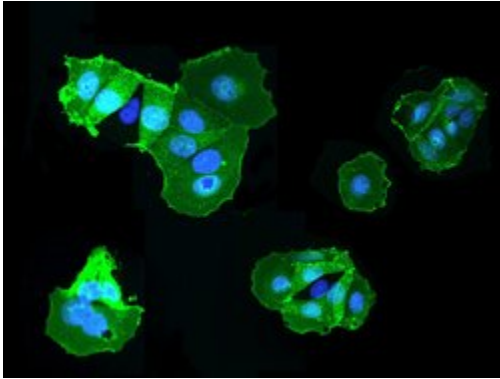


CD98 Polyclonal Antibody

Product Details	
Size	100 µL
Species Reactivity	Human
Host/Isotype	Rabbit / IgG
Class	Polyclonal
Type	Antibody
Conjugate	Unconjugated
Immunogen	Recombinant Human CD98/SLC3A2 Protein
Form	Liquid
Purification	Antigen affinity chromatography
Storage buffer	PBS
Contains	no preservative
Storage conditions	-20° C, Avoid Freeze/Thaw Cycles

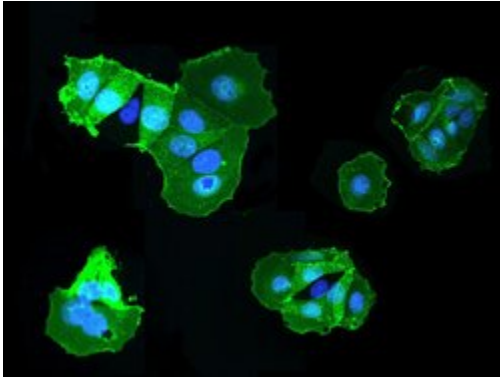
Applications	Tested Dilution	Publications
Western Blot (WB)	1:500-1:2,000	-
Immunohistochemistry (Paraffin) (IHC (P))	1:500-1:2,000	-
Immunocytochemistry (ICC/IF)	1:100-1:500	-
ELISA (ELISA)	1:5,000-1:10,000	-
Immunoprecipitation (IP)	5-10 L/mg of lysate	-

Product Images For CD98 Polyclonal Antibody



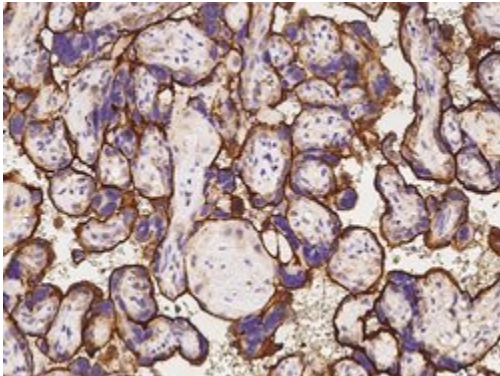
CD98 Antibody (PA5-118266) in ICC/IF

Immunofluorescence staining of CD98 in MCF7 cells. Cells were fixed with 4% PFA, blocked with 10% serum, and incubated with CD98 Polyclonal Antibody (Product # PA5-118266, 1:200) at 4°C overnight. Then cells were stained with the Alexa Fluor®488-conjugated Goat Anti-rabbit IgG secondary antibody (green) and counterstained with DAPI (blue). Positive staining was localized to cytoplasm and cell membrane.



CD98 Antibody (PA5-118266) in ICC/IF

Immunocytochemistry analysis of CD98 in MCF7 cells. Samples were treated with 4% PFA, blocked with 10% serum, incubated with polyclonal antibody (Product # PA5-118266) with a dilution of 1:200 (4°C overnight), followed by Alexa Fluor 488-conjugated Goat Anti-rabbit IgG secondary antibody (green) and DAPI (blue).



CD98 Antibody (PA5-118266) in IHC (P)

Immunohistochemical staining of human CD98 in human placenta with CD98 Polyclonal Antibody (Product # PA5-118266, 1:1,000 dilution, formalin-fixed paraffin embedded sections).

[View more figures on thermofisher.com](https://www.thermofisher.com)

For Research Use Only. Not for use in diagnostic procedures. Not for resale without express authorization. Products are warranted to operate or perform substantially in conformance with published Product specifications in effect at the time of sale, as set forth in the Production documentation, specifications and/or accompanying package inserts ("Documentation"). No claim of suitability for use in applications regulated by FDA is made. The warranty provided herein is valid only when used by properly trained individuals. Unless otherwise stated in the Documentation, this warranty is limited to one year from date of shipment when the Product is subjected to normal, proper and intended usage. This warranty does not extend to anyone other than the Buyer. Any model or sample furnished to Buyer is merely illustrative of the general type and quality of goods and does not represent that any Product will conform to such model or sample. NO OTHER WARRANTIES, EXPRESS OR IMPLIED, ARE GRANTED INCLUDING WITHOUT LIMITATION, IMPLIED WARRANTIES OF MERCHANTABILITY, FITNESS FOR ANY PARTICULAR PURPOSE, OR NON INFRINGEMENT. BUYER'S EXCLUSIVE REMEDY FOR NON-CONFORMING PRODUCTS DURING THE WARRANTY PERIOD IS LIMITED TO REPAIR, REPLACEMENT OF OR REFUND FOR THE NON-CONFORMING PRODUCT(S) AT SELLER'S SOLE OPTION. THERE IS NO OBLIGATION TO REPAIR, REPLACE OR REFUND FOR PRODUCTS AS THE RESULT OF (I) ACCIDENT, DISASTER OR EVENT OF FORCE MAJEURE, (II) MISUSE, FAULT OR NEGLIGENCE OF OR BY BUYER, (III) USE OF THE PRODUCTS IN A MANNER FOR WHICH THEY WERE NOT DESIGNED, OR (IV) IMPROPER STORAGE AND HANDLING OF THE PRODUCTS. Unless otherwise expressly stated on the Product or in the documentation accompanying the Product, the Product is intended for research only and is not to be used for any other purpose, including without limitation, unauthorized commercial uses, in vitro diagnostic uses, ex vivo or in vivo therapeutic uses, or any type of consumption by or application to human or animals.