



# ERK2 Polyclonal Antibody

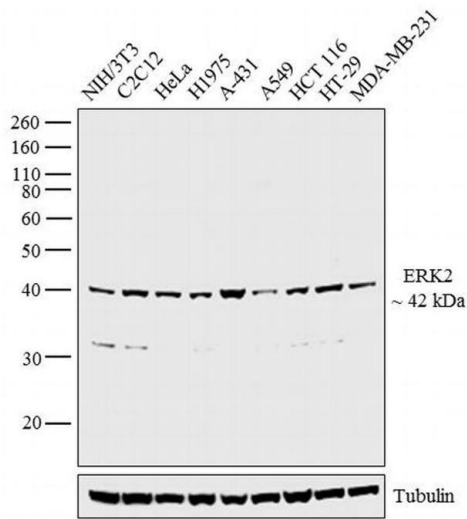
Product Details	
Size	400 µL
Species Reactivity	Human
Host/Isotype	Rabbit / Ig
Class	Polyclonal
Type	Antibody
Conjugate	Unconjugated
Immunogen	KLH conjugated synthetic peptide between 154-183 amino acids from the central region of human MAPK1
Form	Liquid
Concentration	2 mg/mL
Purification	Size-exclusion - Dialysis, Ammonium sulfate precipitation
Storage buffer	PBS
Contains	0.09% sodium azide
Storage conditions	-20° C, Avoid Freeze/Thaw Cycles
RRID	AB_10982617

Applications	Tested Dilution	Publications
Western Blot (WB)	1:1,000	-
Immunohistochemistry (Paraffin) (IHC (P))	1:50-1:100	-
Flow Cytometry (Flow)	1:10-1:50	-

## Product Specific Information

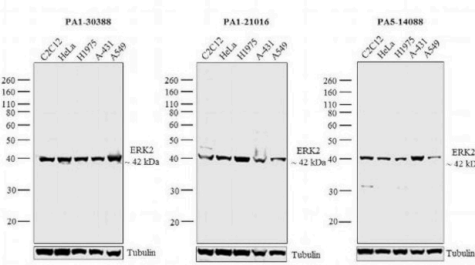
This antibody is predicted to react with bovine, mouse, rat and Xenopus based on sequence homology.

Product Images For ERK2 Polyclonal Antibody



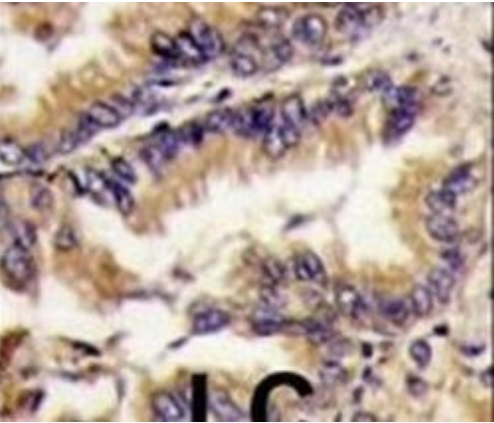
ERK2 Antibody (PA5-14088) in WB

Western blot analysis was performed on whole cell extracts (30 µg lysate) of NIH/3T3 (Lane 1), C2C12 (Lane 2), HeLa (Lane 3), H1975 (Lane 4), A-431 (Lane 5), A549 (Lane 6), HCT 116 (Lane 7), HT-29 (Lane 8) and MDA-MB-231 (Lane 9). The blot was probed with Rabbit Anti-ERK2 Polyclonal Antibody (Product # PA5-14088, 1:1000 dilution) and detected by chemiluminescence using Goat anti-Rabbit IgG (Heavy Chain) Superclonal™ Secondary Antibody, HRP conjugate (Product # A27036, 0.25 µg/mL, 1:4000 dilution). A 42 kDa band corresponding to ERK2 was observed across the cell lines tested. Known quantity of protein samples were electrophoresed using Novex® NuPAGE® 10 % Bis-Tris gel (Product # NP0302BOX), XCell SureLock™ Electrophoresis System (Product # EI0002) and Novex® Sharp Pre-Stained Protein Standard (Product # LC5800). Resolved proteins were then transferred onto a nitrocellulose membrane with iBlot® 2 Dry Blotting System (Product # IB21001). The membrane was probed with the relevant primary and secondary Antibody following blocking with 5 % skimmed milk. Chemiluminescent detection was performed using Pierce™ ECL Western Blotting Substrate (Product # 32106).



ERK2 Antibody (PA5-14088)

Antibody specificity was demonstrated by showing that antibodies raised against the same target protein perform similarly. Western blot of ERK2 using ERK2 Polyclonal Antibody (Product # PA5-14088), tested in parallel with ERK2 Polyclonal Antibody (Product # PA1-21016) and ERK2 Polyclonal Antibody (Product # PA1-30388), shows similar expression of ERK2 in the cell lines tested. {IAV}



ERK2 Antibody (PA5-14088) in IHC (P)

Immunohistochemical analysis of formalin-fixed, paraffin-embedded human lung carcinoma tissue using an ERK2 polyclonal antibody (Product # PA5-14088), followed by HRP-conjugated secondary antibody and DAB staining.

For Research Use Only. Not for use in diagnostic procedures. Not for resale without express authorization. Products are warranted to operate or perform substantially in conformance with published Product specifications in effect at the time of sale, as set forth in the Production documentation, specifications and/or accompanying package inserts ("Documentation"). No claim of suitability for use in applications regulated by FDA is made. The warranty provided herein is valid only when used by properly trained individuals. Unless otherwise stated in the Documentation, this warranty is limited to one year from date of shipment when the Product is subjected to normal, proper and intended usage. This warranty does not extend to anyone other than the Buyer. Any model or sample furnished to Buyer is merely illustrative of the general type and quality of goods and does not represent that any Product will conform to such model or sample. NO OTHER WARRANTIES, EXPRESS OR IMPLIED, ARE GRANTED INCLUDING WITHOUT LIMITATION, IMPLIED WARRANTIES OF MERCHANTABILITY, FITNESS FOR ANY PARTICULAR PURPOSE, OR NON INFRINGEMENT. BUYER'S EXCLUSIVE REMEDY FOR NON-CONFORMING PRODUCTS DURING THE WARRANTY PERIOD IS LIMITED TO REPAIR, REPLACEMENT OF OR REFUND FOR THE NON-CONFORMING PRODUCT(S) AT SELLER'S SOLE OPTION. THERE IS NO OBLIGATION TO REPAIR, REPLACE OR REFUND FOR PRODUCTS AS THE RESULT OF (I) ACCIDENT, DISASTER OR EVENT OF FORCE MAJEURE, (II) MISUSE, FAULT OR NEGLIGENCE OF OR BY BUYER, (III) USE OF THE PRODUCTS IN A MANNER FOR WHICH THEY WERE NOT DESIGNED, OR (IV) IMPROPER STORAGE AND HANDLING OF THE PRODUCTS. Unless otherwise expressly stated on the Product or in the documentation accompanying the Product, the Product is intended for research only and is not to be used for any other purpose, including without limitation, unauthorized commercial uses, in vitro diagnostic uses, ex vivo or in vivo therapeutic uses, or any type of consumption by or application to human or animals.