

# Huntingtin Polyclonal Antibody

## Product Details

Size	100 µL
Species Reactivity	Rat, Human, Mouse
Host/Isotype	Rabbit / IgG
Class	Polyclonal
Type	Antibody
Conjugate	Unconjugated
Immunogen	Synthetic peptide surrounding Pro1220 of human huntingtin.
Form	Liquid
Purification	Antigen affinity chromatography
Storage buffer	0.01M HEPES, pH 7.5, with 0.15M NaCl, 100µg/mL BSA, 50% glycerol
Contains	no preservative
Storage conditions	-20°C
RRID	AB_10984024

Applications	Tested Dilution	Publications
Western Blot (WB)	1:1,000	-
Immunocytochemistry (ICC/IF)	1:100	-
Immunoprecipitation (IP)	1:50	-


## Product Specific Information

It is not recommended to aliquot this antibody.

## Advanced Verification Data


### Huntingtin Antibody (PA5-17247)

Antibody specificity was demonstrated by detection of differential basal expression of the target across cell lines tested owing to their inherent genetic constitution. Relative expression of Huntingtin was observed in U-87MG, SH-SY5Y as compared to SK-BR-3 which is reported to be negative for Huntingtin expression using Huntingtin Polyclonal Antibody (Product # PA5-17247) in western blot analysis. Relative expression validation info.

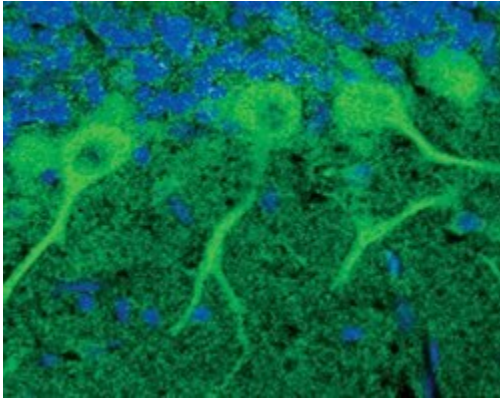


### Huntingtin Antibody (PA5-17247)

Antibody specificity was demonstrated by CRISPR-Cas9 mediated knockout of target protein. A loss of signal was observed for target protein in HTT KO cell line compared to control cell line using Anti-Huntingtin Polyclonal Antibody (Product # PA5-17247). Knockout validation info.



## Product Images For Huntingtin Polyclonal Antibody



### Huntingtin Antibody (PA5-17247) in IHC

Immunofluorescent analysis of Huntingtin in adult rat brain using a Huntingtin polyclonal antibody (Product # PA5-17247) (green). DNA is labeled using a fluorescent blue dye.

[View more figures on thermofisher.com](https://www.thermofisher.com)

For Research Use Only. Not for use in diagnostic procedures. Not for resale without express authorization. Products are warranted to operate or perform substantially in conformance with published Product specifications in effect at the time of sale, as set forth in the Production documentation, specifications and/or accompanying package inserts ("Documentation"). No claim of suitability for use in applications regulated by FDA is made. The warranty provided herein is valid only when used by properly trained individuals. Unless otherwise stated in the Documentation, this warranty is limited to one year from date of shipment when the Product is subjected to normal, proper and intended usage. This warranty does not extend to anyone other than the Buyer. Any model or sample furnished to Buyer is merely illustrative of the general type and quality of goods and does not represent that any Product will conform to such model or sample. NO OTHER WARRANTIES, EXPRESS OR IMPLIED, ARE GRANTED INCLUDING WITHOUT LIMITATION, IMPLIED WARRANTIES OF MERCHANTABILITY, FITNESS FOR ANY PARTICULAR PURPOSE, OR NON INFRINGEMENT. BUYER'S EXCLUSIVE REMEDY FOR NON-CONFORMING PRODUCTS DURING THE WARRANTY PERIOD IS LIMITED TO REPAIR, REPLACEMENT OF OR REFUND FOR THE NON-CONFORMING PRODUCT(S) AT SELLER'S SOLE OPTION. THERE IS NO OBLIGATION TO REPAIR, REPLACE OR REFUND FOR PRODUCTS AS THE RESULT OF (I) ACCIDENT, DISASTER OR EVENT OF FORCE MAJEURE, (II) MISUSE, FAULT OR NEGLIGENCE OF OR BY BUYER, (III) USE OF THE PRODUCTS IN A MANNER FOR WHICH THEY WERE NOT DESIGNED, OR (IV) IMPROPER STORAGE AND HANDLING OF THE PRODUCTS. Unless otherwise expressly stated on the Product or in the documentation accompanying the Product, the Product is intended for research only and is not to be used for any other purpose, including without limitation, unauthorized commercial uses, in vitro diagnostic uses, ex vivo or in vivo therapeutic uses, or any type of consumption by or application to human or animals.