

PP2A alpha Polyclonal Antibody

Product Details	
Size	100 µL
Species Reactivity	Fruit fly, Human, Mouse, Non-human primate, Rat
Published Species	Mouse
Host/Isotype	Rabbit / IgG
Class	Polyclonal
Type	Antibody
Conjugate	Unconjugated
Immunogen	Synthetic peptide corresponding to amino acids at the carboxy terminus of human PP2A catalytic subunit
Form	Liquid
Concentration	27 µg/mL
Purification	Antigen affinity chromatography
Storage buffer	0.01M HEPES, pH 7.5, with 0.15M NaCl, 100µg/mL BSA, 50% glycerol
Contains	no preservative
Storage conditions	-20°C
RRID	AB_10983779

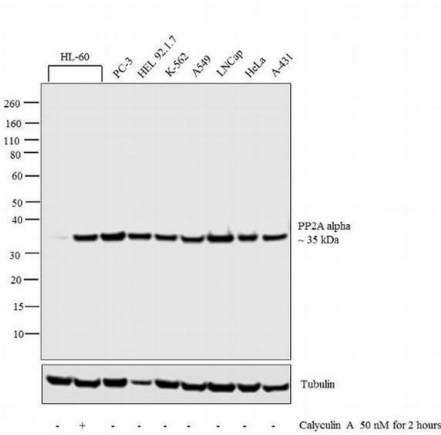
Applications	Tested Dilution	Publications
Western Blot (WB)	1:1,000	5 Publications
Immunohistochemistry (Paraffin) (IHC (P))	1:100	-
Immunocytochemistry (ICC/IF)	1:50	-
Flow Cytometry (Flow)	1:100	-
Immunoprecipitation (IP)	1:100	-

Product Specific Information

It is not recommended to aliquot this antibody.

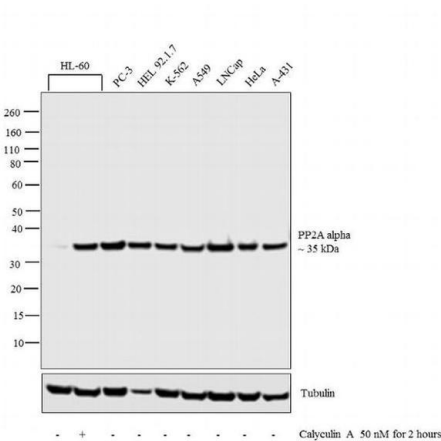
This antibody is not cross-reactive with other PP2A subunits.

Product Images For PP2A alpha Polyclonal Antibody



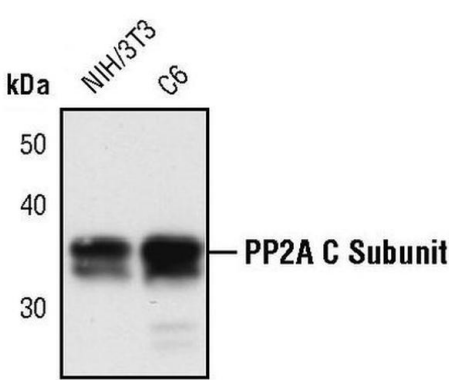
PP2A alpha Antibody (PA5-17510) in WB

Western blot analysis was performed on whole cell extracts (30 µg lysate) of HL-60 (Lane 1), HL-60 treated with Calyculin A (50 nm for 2 h) (Lane 2), PC-3 (Lane 3), HEL 92.1.7 (Lane 4), K-562 (Lane 5), A549 (Lane 6), LNCap (Lane 7), HeLa (Lane 8) and A-431 (Lane 9). The blot was probed with Anti-PP2A alpha Polyclonal Antibody (Product # PA5-17510, 1:1,000 dilution) and detected by chemiluminescence using Goat anti-Rabbit IgG (Heavy Chain) Superclonal™ Secondary Antibody, HRP conjugate (Product # A27036, 0.25 µg/mL, 1:4,000 dilution). A 35 kDa band corresponding to PP2A alpha was observed across the cell lines tested and was enhanced upon treatment.



PP2A alpha Antibody (PA5-17510)

Altered expression of target protein upon cell treatment demonstrates antibody specificity. Western blot analysis of PP2A alpha using PP2A alpha Polyclonal Antibody (Product # PA5-17510) shows increased expression upon Calyculin A treatment in HL-60 cell line. {TM}



PP2A alpha Antibody (PA5-17510) in WB

Western blot analysis of PP2A C Subunit in extracts from NIH/3T3 and C6 cells using PP2A C Subunit polyclonal antibody (Product # PA5-17510).

[View more figures on thermofisher.com](https://www.thermofisher.com)

Western Blot (5)

Molecular neurodegeneration

A pharmacological chaperone improves memory by reducing A and tau neuropathology in a mouse model with plaques and tangles.

"Published figure using PP2A alpha polyclonal antibody (Product # PA5-17510) in Western Blot"

Authors: Li JG,Chiu J,Ramanjulu M,Blass BE,Praticò D

Year
2020

Molecular psychiatry

Elevated levels of brain homocysteine directly modulate the pathological phenotype of a mouse model of tauopathy.

"Published figure using PP2A alpha polyclonal antibody (Product # PA5-17510) in Western Blot"

Authors: Di Meco A,Li JG,Barrero C,Merali S,Praticò D

Year
2019

[View more WB references on thermofisher.com](#)

More applications with references on thermofisher.com

For Research Use Only. Not for use in diagnostic procedures. Not for resale without express authorization. Products are warranted to operate or perform substantially in conformance with published Product specifications in effect at the time of sale, as set forth in the Production documentation, specifications and/or accompanying package inserts ("Documentation"). No claim of suitability for use in applications regulated by FDA is made. The warranty provided herein is valid only when used by properly trained individuals. Unless otherwise stated in the Documentation, this warranty is limited to one year from date of shipment when the Product is subjected to normal, proper and intended usage. This warranty does not extend to anyone other than the Buyer. Any model or sample furnished to Buyer is merely illustrative of the general type and quality of goods and does not represent that any Product will conform to such model or sample. NO OTHER WARRANTIES, EXPRESS OR IMPLIED, ARE GRANTED INCLUDING WITHOUT LIMITATION, IMPLIED WARRANTIES OF MERCHANTABILITY, FITNESS FOR ANY PARTICULAR PURPOSE, OR NON INFRINGEMENT. BUYER'S EXCLUSIVE REMEDY FOR NON-CONFORMING PRODUCTS DURING THE WARRANTY PERIOD IS LIMITED TO REPAIR, REPLACEMENT OF OR REFUND FOR THE NON-CONFORMING PRODUCT(S) AT SELLER'S SOLE OPTION. THERE IS NO OBLIGATION TO REPAIR, REPLACE OR REFUND FOR PRODUCTS AS THE RESULT OF (I) ACCIDENT, DISASTER OR EVENT OF FORCE MAJEURE, (II) MISUSE, FAULT OR NEGLIGENCE OF OR BY BUYER, (III) USE OF THE PRODUCTS IN A MANNER FOR WHICH THEY WERE NOT DESIGNED, OR (IV) IMPROPER STORAGE AND HANDLING OF THE PRODUCTS. Unless otherwise expressly stated on the Product or in the documentation accompanying the Product, the Product is intended for research only and is not to be used for any other purpose, including without limitation, unauthorized commercial uses, in vitro diagnostic uses, ex vivo or in vivo therapeutic uses, or any type of consumption by or application to human or animals.