

Acetyl-CoA Carboxylase Polyclonal Antibody

Product Details

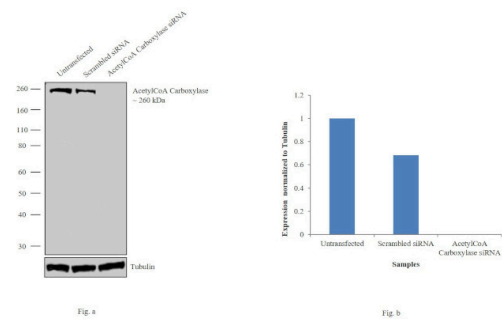
Size	100 µL
Species Reactivity	Bovine, Human, Mouse, Non-human primate, Rat
Published Species	Yeast, Human, Chicken
Host/Isotype	Rabbit / IgG
Class	Polyclonal
Type	Antibody
Conjugate	Unconjugated
Immunogen	Synthetic peptide corresponding to residues surrounding Ser523 of human acetyl CoA carboxylase alpha1
Form	Liquid
Concentration	17 µg/mL
Purification	Antigen affinity chromatography
Storage buffer	0.01M HEPES, pH 7.5, with 0.15M NaCl, 100µg/mL BSA, 50% glycerol
Contains	no preservative
Storage conditions	-20°C
RRID	AB_10979444

Applications	Tested Dilution	Publications
Western Blot (WB)	1:1,000	4 Publications
Immunohistochemistry (Paraffin) (IHC (P))	1:50	-
Immunocytochemistry (ICC/IF)	1:50	-
Flow Cytometry (Flow)	1:50	-
Immunoprecipitation (IP)	1:50	-

Product Specific Information

It is not recommended to aliquot this antibody.

Product Images For Acetyl-CoA Carboxylase Polyclonal Antibody

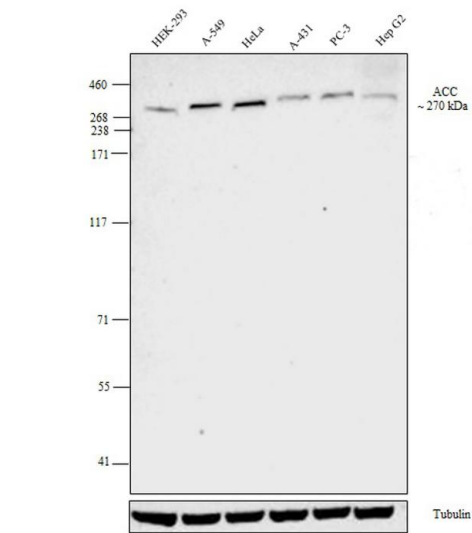


Acetyl-CoA Carboxylase Antibody (PA5-17564)

Antibody specificity was demonstrated by siRNA mediated knockdown of target protein. HeLa cells were transfected with Acetyl-coA Carboxylase siRNA and reduction of signal was observed in Western Blot using Acetyl-coA Carboxylase Polyclonal Antibody (Product # PA5-17564). {KD}

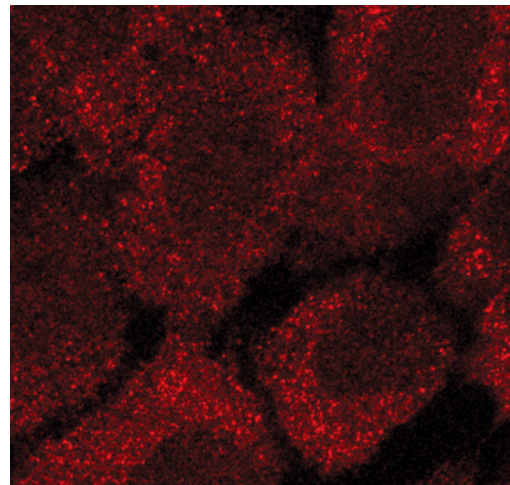
Acetyl-CoA Carboxylase Antibody (PA5-17564) in WB

Western blot analysis was performed on membrane enriched extracts (30 µg lysate) of HEK-293 (Lane 1), A549 (Lane 2), HeLa (Lane 3), A-431 (Lane 4), PC-3 (Lane 5), Hep G2 (Lane 6). The blot was probed with Acetyl-CoA Carboxylase Polyclonal Antibody (Product # PA5-17564, 1:1,000) and detected by chemiluminescence using Goat anti-Rabbit IgG (Heavy Chain) Superclonal™ Secondary Antibody, HRP conjugate (Product # A27036, 0.25 µg/mL, 1:4,000 dilution). A band at ~270 kDa corresponding to Acetyl-CoA was observed across all the cell lines tested.



Acetyl-CoA Carboxylase Antibody (PA5-17564) in ICC/IF

Immunofluorescent analysis of Acetyl-CoA Carboxylase in A431 cells using an Acetyl-CoA Carboxylase polyclonal antibody (Product # PA5-17564) (A) compared to an isotype control (B) showing cytoplasmic staining.



View more figures on thermofisher.com

Western Blot (4)

<p>Molecular therapy. Nucleic acids</p> <p><i>LncEDCH1</i> improves mitochondrial function to reduce muscle atrophy by interacting with SERCA2.</p> <p>"Published figure using Acetyl-CoA Carboxylase polyclonal antibody (Product # PA5-17564) in Western Blot"</p> <p>Authors: Cai B, Ma M, Zhang J, Wang Z, Kong S, Zhou Z, Lian L, Zhang J, Li J, Wang Y, Li H, Zhang X, Nie Q</p>	<p>Year 2022</p> <p>Species Chicken</p> <p>Dilution 1:1000</p>
<p>Medical science monitor : international medical journal of experimental and clinical research</p> <p>Berberine (BBR) Attenuated Palmitic Acid (PA)-Induced Lipotoxicity in Human HK-2 Cells by Promoting Peroxisome Proliferator-Activated Receptor (PPAR-).</p> <p>"PA5-17564 was used in Western Blotting to investigate the roles of background berberine in renal lipotoxicity in vitro and investigate whether PPAR-alpha was the underlying mechanism."</p> <p>Authors: Wu Y, Chen F, Huang X, Zhang R, Yu Z, Chen Z, Liu J</p>	<p>Year 2019</p> <p>Species Human</p> <p>Dilution 1:1000</p>

[View more WB references on thermofisher.com](#)

For Research Use Only. Not for use in diagnostic procedures. Not for resale without express authorization. Products are warranted to operate or perform substantially in conformance with published Product specifications in effect at the time of sale, as set forth in the Production documentation, specifications and/or accompanying package inserts ("Documentation"). No claim of suitability for use in applications regulated by FDA is made. The warranty provided herein is valid only when used by properly trained individuals. Unless otherwise stated in the Documentation, this warranty is limited to one year from date of shipment when the Product is subjected to normal, proper and intended usage. This warranty does not extend to anyone other than the Buyer. Any model or sample furnished to Buyer is merely illustrative of the general type and quality of goods and does not represent that any Product will conform to such model or sample. NO OTHER WARRANTIES, EXPRESS OR IMPLIED, ARE GRANTED INCLUDING WITHOUT LIMITATION, IMPLIED WARRANTIES OF MERCHANTABILITY, FITNESS FOR ANY PARTICULAR PURPOSE, OR NON INFRINGEMENT. BUYER'S EXCLUSIVE REMEDY FOR NON-CONFORMING PRODUCTS DURING THE WARRANTY PERIOD IS LIMITED TO REPAIR, REPLACEMENT OF OR REFUND FOR THE NON-CONFORMING PRODUCT(S) AT SELLER'S SOLE OPTION. THERE IS NO OBLIGATION TO REPAIR, REPLACE OR REFUND FOR PRODUCTS AS THE RESULT OF (I) ACCIDENT, DISASTER OR EVENT OF FORCE MAJEURE, (II) MISUSE, FAULT OR NEGLIGENCE OF OR BY BUYER, (III) USE OF THE PRODUCTS IN A MANNER FOR WHICH THEY WERE NOT DESIGNED, OR (IV) IMPROPER STORAGE AND HANDLING OF THE PRODUCTS. Unless otherwise expressly stated on the Product or in the documentation accompanying the Product, the Product is intended for research only and is not to be used for any other purpose, including without limitation, unauthorized commercial uses, in vitro diagnostic uses, ex vivo or in vivo therapeutic uses, or any type of consumption by or application to human or animals.