

FAK Polyclonal Antibody

Product Details	
Size	100 µL
Species Reactivity	Bovine, Human, Mouse, Non-human primate, Pig, Rat
Host/Isotype	Rabbit / IgG
Class	Polyclonal
Type	Antibody
Conjugate	Unconjugated
Immunogen	Synthetic peptide corresponding to residues surrounding amino acid 710 of human FAK
Form	Liquid
Concentration	31 µg/mL
Purification	Protein A
Storage buffer	0.01M HEPES, pH 7.5, with 0.15M NaCl, 100µg/mL BSA, 50% glycerol
Contains	no preservative
Storage conditions	-20°C
RRID	AB_10988708

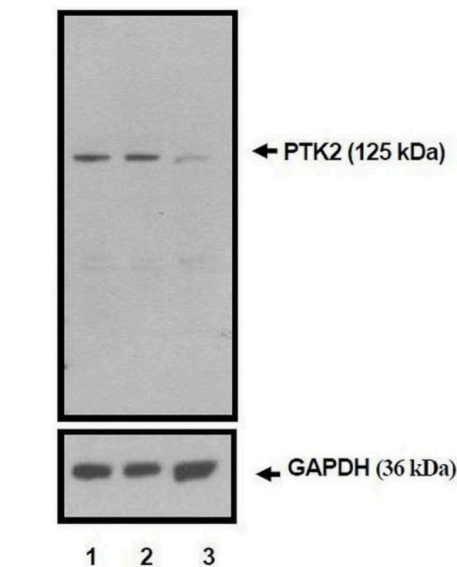
Applications	Tested Dilution	Publications
Western Blot (WB)	1:100	1 Publication
Immunohistochemistry (Paraffin) (IHC (P))	1:800	-
Immunocytochemistry (ICC/IF)	1:100	-
Immunoprecipitation (IP)	1:50	-

Product Specific Information

It is not recommended to aliquot this antibody.

This antibody is not cross-reactive with other proteins.

Product Images For FAK Polyclonal Antibody

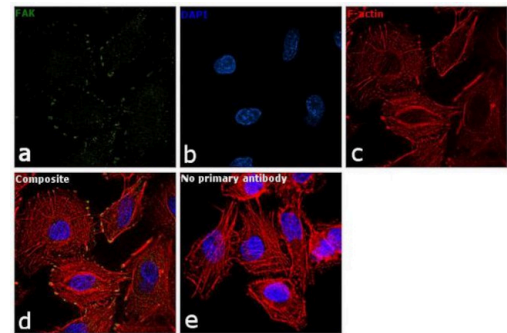


FAK Antibody (PA5-17591)

Antibody specificity was demonstrated by siRNA mediated knockdown of the target protein. A549 cells were transfected with FAK/PTK2 siRNA and decrease in signal intensity was observed in western blot application using FAK Antibody (Product # PA5-17591). {KD}

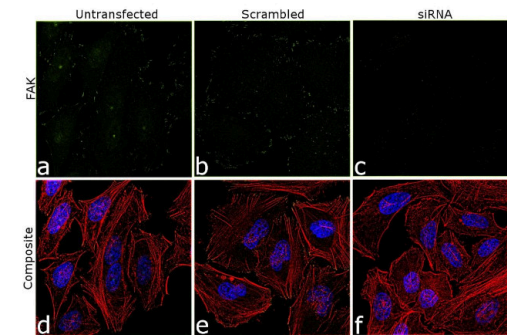
FAK Antibody (PA5-17591) in ICC/IF

Immunofluorescence analysis of FAK was performed using 70% confluent log phase A549 cells. The cells were fixed with 4% paraformaldehyde for 10 minutes, permeabilized with 0.1% Triton™ X-100 for 10 minutes, and blocked with 2% BSA for 1 hour at room temperature. The cells were labeled with FAK Polyclonal Antibody (Product # PA5-17591) at 1:100 dilution in 0.1% BSA and incubated overnight at 4 degree and then labeled with Goat anti-Rabbit IgG (Heavy Chain) Superclonal™ Secondary Antibody, Alexa Fluor® 488 conjugate (Product # A27034) at a dilution of 1:2000 for 45 minutes at room temperature (Panel a: green). Nuclei (Panel b: blue) were stained with SlowFade® Gold Antifade Mountant with DAPI (Product # S36938). F-actin (Panel c: red) was stained with Rhodamine Phalloidin (Product # R415, 1:300). Panel d represents the merged image showing localization at focal adhesions. Panel e represents control cells with no primary antibody to assess background. The images were captured at 60X magnification.



FAK Antibody (PA5-17591)

Antibody specificity was demonstrated by siRNA mediated knockdown of target protein. HeLa cells were transfected with FAK siRNA and loss of signal was observed in immunofluorescence analysis using FAK Polyclonal antibody (Product # PA5-17591). {KD}



View more figures on thermofisher.com

Western Blot (1)

Cell death & disease	Year 2020
Targeting Src family kinase member Fyn by Saracatinib attenuated liver fibrosis in vitro and in vivo.	
"Published figure using FAK polyclonal antibody (Product # PA5-17591) in Western Blot"	
Authors: Du G,Wang J,Zhang T,Ding Q,Jia X,Zhao X,Dong J,Yang X,Lu S,Zhang C,Liu Z,Zeng Z,Safadi R,Qi R,Zhao X,Hong Z,Lu Y	

For Research Use Only. Not for use in diagnostic procedures. Not for resale without express authorization. Products are warranted to operate or perform substantially in conformance with published Product specifications in effect at the time of sale, as set forth in the Production documentation, specifications and/or accompanying package inserts ("Documentation"). No claim of suitability for use in applications regulated by FDA is made. The warranty provided herein is valid only when used by properly trained individuals. Unless otherwise stated in the Documentation, this warranty is limited to one year from date of shipment when the Product is subjected to normal, proper and intended usage. This warranty does not extend to anyone other than the Buyer. Any model or sample furnished to Buyer is merely illustrative of the general type and quality of goods and does not represent that any Product will conform to such model or sample. NO OTHER WARRANTIES, EXPRESS OR IMPLIED, ARE GRANTED INCLUDING WITHOUT LIMITATION, IMPLIED WARRANTIES OF MERCHANTABILITY, FITNESS FOR ANY PARTICULAR PURPOSE, OR NON INFRINGEMENT. BUYER'S EXCLUSIVE REMEDY FOR NON-CONFORMING PRODUCTS DURING THE WARRANTY PERIOD IS LIMITED TO REPAIR, REPLACEMENT OF OR REFUND FOR THE NON-CONFORMING PRODUCT(S) AT SELLER'S SOLE OPTION. THERE IS NO OBLIGATION TO REPAIR, REPLACE OR REFUND FOR PRODUCTS AS THE RESULT OF (I) ACCIDENT, DISASTER OR EVENT OF FORCE MAJEURE, (II) MISUSE, FAULT OR NEGLIGENCE OF OR BY BUYER, (III) USE OF THE PRODUCTS IN A MANNER FOR WHICH THEY WERE NOT DESIGNED, OR (IV) IMPROPER STORAGE AND HANDLING OF THE PRODUCTS. Unless otherwise expressly stated on the Product or in the documentation accompanying the Product, the Product is intended for research only and is not to be used for any other purpose, including without limitation, unauthorized commercial uses, in vitro diagnostic uses, ex vivo or in vivo therapeutic uses, or any type of consumption by or application to human or animals.