

DJ-1 Polyclonal Antibody

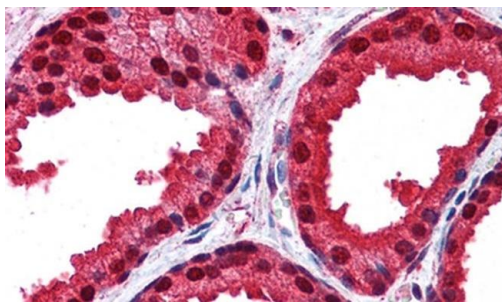
Product Details	
Size	100 µg
Species Reactivity	Human, Mouse, Rat
Host/Isotope	Goat / IgG
Class	Polyclonal
Type	Antibody
Conjugate	Unconjugated
Immunogen	Synthetic peptide sequence (AAQVKAPLVLKD) corresponding to the C-terminus amino acids of PARK7
Form	Liquid
Concentration	0.5 mg/mL
Purification	Antigen affinity chromatography
Storage buffer	TBS, pH 7.3, with 0.5% BSA
Contains	0.02% sodium azide
Storage Conditions	-20° C, Avoid Freeze/Thaw Cycles
RRID	AB_10981241

Applications	Tested	Dilution	Published
Immunofluorescence (IF)	✓	Assay Dependent	
peptide-ELISA (pep-ELISA)	✓	1:128000	
Western Blot (WB)	✓	0.05-0.1 µg/mL	

Product Specific Information

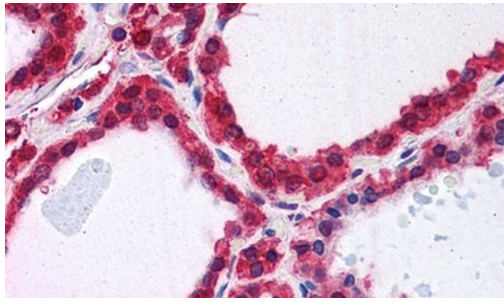
This antibody is predicted to react with mouse and rat based on sequence homology.

Product Images For DJ-1 Polyclonal Antibody



DJ-1 Antibody (PA5-18140) in IHC

Immunohistochemical analysis of DJ-1 in Human Prostate using a DJ-1 monoclonal antibody (Product #PA5-18140) at 3.75 µg/mL. The Human Prostate tissue section was paraffin embedded and detected using steamed antigen retrieval with citrate buffer pH 6, AP-staining.



DJ-1 Antibody (PA5-18140) in IHC

Immunohistochemical analysis of DJ-1 in Human Thyroid using a DJ-1 monoclonal antibody (Product #PA5-18140) at 3.75 µg/mL. The Human Thyroid tissue section was paraffin embedded and detected using steamed antigen retrieval with citrate buffer pH 6, AP-staining.

DJ-1 Antibody (PA5-18140) in WB

Western Blot staining of Jurkat cell lysate using Product # PA5-18140 at a concentration of 1.0 µg/mL, the primary antibody incubation was 1 hour and the detection method was chemiluminescence.

250kDa

150kDa

100kDa


75kDa

50kDa

37kDa

25kDa

15kDa



For Research Use Only. Not for use in diagnostic procedures. Not for resale without express authorization. Products are warranted to operate or perform substantially in conformance with published Product specifications in effect at the time of sale, as set forth in the Production documentation, specifications and/or accompanying package inserts ("Documentation"). No claim of suitability for use in applications regulated by FDA is made. The warranty provided herein is valid only when used by properly trained individuals. Unless otherwise stated in the Documentation, this warranty is limited to one year from date of shipment when the Product is subjected to normal, proper and intended usage. This warranty does not extend to anyone other than the Buyer. Any model or sample furnished to Buyer is merely illustrative of the general type and quality of goods and does not represent that any Product will conform to such model or sample. NO OTHER WARRANTIES, EXPRESS OR IMPLIED, ARE GRANTED INCLUDING WITHOUT LIMITATION, IMPLIED WARRANTIES OF MERCHANTABILITY, FITNESS FOR ANY PARTICULAR PURPOSE, OR NON INFRINGEMENT. BUYER'S EXCLUSIVE REMEDY FOR NON-CONFORMING PRODUCTS DURING THE WARRANTY PERIOD IS LIMITED TO REPAIR, REPLACEMENT OF OR REFUND FOR THE NON-CONFORMING PRODUCT(S) AT SELLER'S SOLE OPTION. THERE IS NO OBLIGATION TO REPAIR, REPLACE OR REFUND FOR PRODUCTS AS THE RESULT OF (I) ACCIDENT, DISASTER OR EVENT OF FORCE MAJEURE, (II) MISUSE, FAULT OR NEGLIGENCE OF OR BY BUYER, (III) USE OF THE PRODUCTS IN A MANNER FOR WHICH THEY WERE NOT DESIGNED, OR (IV) IMPROPER STORAGE AND HANDLING OF THE PRODUCTS. Unless otherwise expressly stated on the Product or in the documentation accompanying the Product, the Product is intended for research only and is not to be used for any other purpose, including without limitation, unauthorized commercial uses, in vitro diagnostic uses, ex vivo or in vivo therapeutic uses, or any type of consumption by or application to human or animals.