

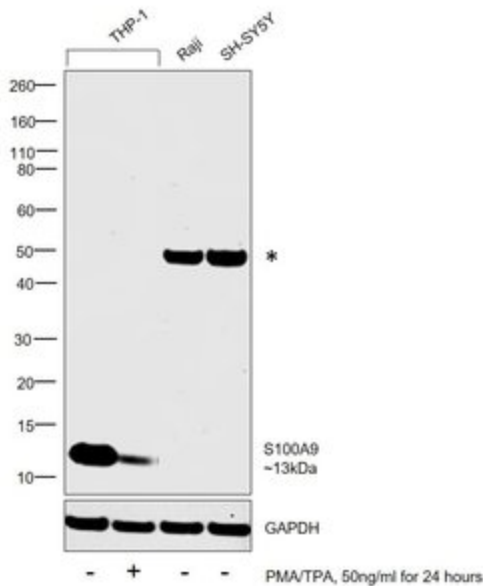
S100A9 Polyclonal Antibody

Product Details	
Size	100 µg
Species Reactivity	Human
Host/Isotype	Goat / IgG
Class	Polyclonal
Type	Antibody
Conjugate	Unconjugated
Immunogen	Synthetic peptide sequence (DTNADKQLSFEEF) corresponding to the internal amino acids of S100A9
Form	Liquid
Concentration	0.5 mg/mL
Purification	Antigen affinity chromatography
Storage buffer	TBS, pH 7.3, with 0.5% BSA
Contains	0.02% sodium azide
Storage Conditions	-20° C, Avoid Freeze/Thaw Cycles
RRID	AB_10985454

Applications	Tested Dilution	Publications
Flow Cytometry (Flow)	10 µg/mL	-
Immunofluorescence (IF)	10 µg/mL	-
Immunohistochemistry (IHC)	2.5 µg/mL	-
Western Blot (WB)	0.3-1 µg/mL	-

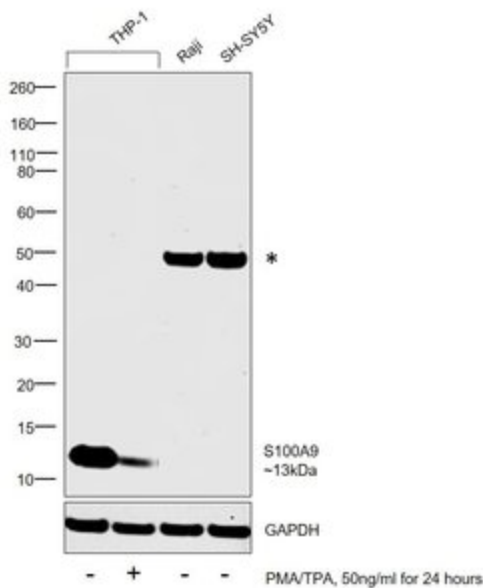
S100A9 Antibody (PA5-19075)

Altered expression of target protein upon cell treatment demonstrates antibody specificity. Western blot analysis using Anti-S100A9 Polyclonal Antibody (Product # PA5-19075) shows decreased expression upon treatment of THP-1 with PMA/TPA [10.1073/pnas.0709958105]. Cell treatment validation info.

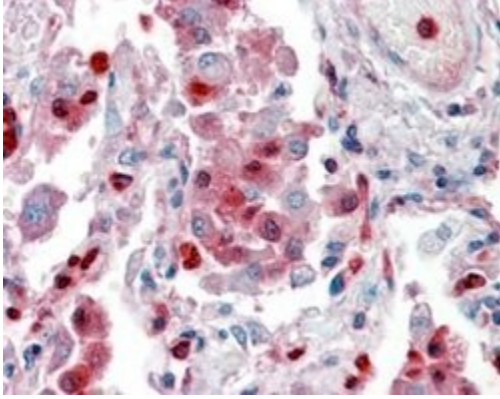


S100A9 Antibody (PA5-19075)

Antibody specificity was demonstrated by detection of differential basal expression of the target across cell lysates tested owing to their inherent genetic constitution. Expression of S100A9 was observed in THP-1 as compared to Raji and SH-SY5Y using Anti-S100A9 Polyclonal Antibody (Product # PA5-19075) in Western Blot. An uncharacterized band (*) was observed at ~50kDa in the negative cell models. Relative expression validation info.



Product Images For S100A9 Polyclonal Antibody



S100A9 Antibody (PA5-19075) in IHC

Immunohistochemical staining of paraffin embedded of Human Lung using Product # PA5-19075 at a concentration of 2.5 µg/mL. The tissue was processed by steamed antigen retrieval with citrate buffer pH 6 and stained with AP.

[View more figures on thermofisher.com](https://www.thermofisher.com)

For Research Use Only. Not for use in diagnostic procedures. Not for resale without express authorization. Products are warranted to operate or perform substantially in conformance with published Product specifications in effect at the time of sale, as set forth in the Production documentation, specifications and/or accompanying package inserts ("Documentation"). No claim of suitability for use in applications regulated by FDA is made. The warranty provided herein is valid only when used by properly trained individuals. Unless otherwise stated in the Documentation, this warranty is limited to one year from date of shipment when the Product is subjected to normal, proper and intended usage. This warranty does not extend to anyone other than the Buyer. Any model or sample furnished to Buyer is merely illustrative of the general type and quality of goods and does not represent that any Product will conform to such model or sample. NO OTHER WARRANTIES, EXPRESS OR IMPLIED, ARE GRANTED INCLUDING WITHOUT LIMITATION, IMPLIED WARRANTIES OF MERCHANTABILITY, FITNESS FOR ANY PARTICULAR PURPOSE, OR NON INFRINGEMENT. BUYER'S EXCLUSIVE REMEDY FOR NON-CONFORMING PRODUCTS DURING THE WARRANTY PERIOD IS LIMITED TO REPAIR, REPLACEMENT OF OR REFUND FOR THE NON-CONFORMING PRODUCT(S) AT SELLER'S SOLE OPTION. THERE IS NO OBLIGATION TO REPAIR, REPLACE OR REFUND FOR PRODUCTS AS THE RESULT OF (I) ACCIDENT, DISASTER OR EVENT OF FORCE MAJEURE, (II) MISUSE, FAULT OR NEGLIGENCE OF OR BY BUYER, (III) USE OF THE PRODUCTS IN A MANNER FOR WHICH THEY WERE NOT DESIGNED, OR (IV) IMPROPER STORAGE AND HANDLING OF THE PRODUCTS. Unless otherwise expressly stated on the Product or in the documentation accompanying the Product, the Product is intended for research only and is not to be used for any other purpose, including without limitation, unauthorized commercial uses, in vitro diagnostic uses, ex vivo or in vivo therapeutic uses, or any type of consumption by or application to human or animals.