

# MyD88 Polyclonal Antibody

Product Details	
Size	100 µg
Species	Human, Mouse, Rat
Expression System	Rabbit / IgG
Class	Polyclonal
Type	Antibody
Conjugate	Unconjugated
Immunogen	A 16 amino acid peptide near the center of human MYD88 isoform 1
Form	Liquid
Concentration	1.0 mg/mL
Purification	Antigen affinity chromatography
Storage buffer	PBS
Contains	0.02% sodium azide
Storage Conditions	Maintain refrigerated at 2-8°C for up to 3 months. For long term storage store at -20°C
RRID	AB_11152014

Applications	Tested Dilution	Publications
Immunocytochemistry (ICC)	20 µg/mL	-
Immunofluorescence (IF)	20 µg/mL	-
Immunohistochemistry (IHC)	2 µg/mL	-
Immunohistochemistry (Paraffin) (IHC (P))	2 µg/mL	-
Western Blot (WB)	1-2 µg/mL	-

## Product Specific Information

A suggested positive control is Jurkat cell lysate.

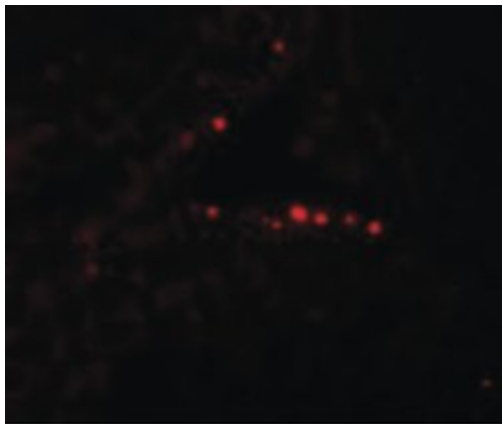
PA5-19918 can be used with blocking peptide PEP-0044.

The PA5-19918 The immunogen is located within amino acids 220 - 270 of MYD88.

Predicted molecular ~ 35kD. In Western blot applications, this antibody has been observed to detect a band at: 35kD

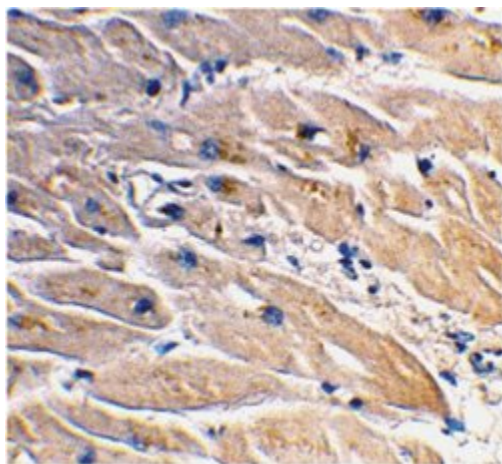
Predicted species reactivity based on immunogen sequence: Pig: (100%), Sheep: (100%), Bovine: (100%), Chicken: (100%), Rat: (88%), Mouse (88%)

## Product Images For MyD88 Polyclonal Antibody




### MyD88 Antibody (PA5-19918) in IF

Immunofluorescent analysis of human testis cells using a MYD88 polyclonal antibody (Product # PA5-19918) at a 20 µg/mL dilution.



### MyD88 Antibody (PA5-19918) in IHC

Immunohistochemical staining of human heart tissue using a MYD88 polyclonal antibody (Product # PA5-19918) at a 2 µg/mL dilution.



### MyD88 Antibody (PA5-19918) in WB

Western blot was performed using Anti-MyD88 Polyclonal Antibody (Product # PA5-19918) and ~34kDa band corresponding to MyD88 was observed in THP-1, MOLT-4, Jurkat, SK-BR-3, HeLa, Mouse spleen and Mouse lung and not seen in HEK-293 and HT-1080 which are reported to be low expressing cells. Also a lower reported isoform of ~31kDa and an un-characterized band (\*) at ~58kDa were also observed in the cell lines and tissues. Whole cell extracts (40 µg lysate) of THP-1 (Lane 1), THP-1 transfected with 10ug/ml of Polyinosinic:Polycytidylic acid (Lane 2), MOLT-4 (Lane 3), Jurkat (Lane 4), SK-BR-3 (Lane 5), HeLa (Lane 6), HEK-293 (Lane 7), HT-1080 (Lane 8), Mouse spleen (Lane 9) and Mouse lung (Lane 10) were electrophoresed using NuPAGE® 4-12% Bis-Tris gel (Product # NP0322BOX). Resolved proteins were then transferred onto a nitrocellulose membrane (Product # IB23001) by iBlot® 2 Dry Blotting System (Product # IB21001). The blot was probed with the primary antibody (1ug/ml) and detected by chemiluminescence with Goat anti-Rabbit IgG (H+L), Superclonal™ Recombinant Secondary Antibody, HRP (Product # A27036, 1:4000 dilution) using the iBright FL 1000 (Product # A32752). Chemiluminescent detection was performed using Novex® ECL Chemiluminescent Substrate Reagent Kit (Product # WP20005)..

View more figures on [thermofisher.com](https://www.thermofisher.com)

For Research Use Only. Not for use in diagnostic procedures. Not for resale without express authorization. Products are warranted to operate or perform substantially in conformance with published Product specifications in effect at the time of sale, as set forth in the Production documentation, specifications and/or accompanying package inserts ("Documentation"). No claim of suitability for use in applications regulated by FDA is made. The warranty provided herein is valid only when used by properly trained individuals. Unless otherwise stated in the Documentation, this warranty is limited to one year from date of shipment when the Product is subjected to normal, proper and intended usage. This warranty does not extend to anyone other than the Buyer. Any model or sample furnished to Buyer is merely illustrative of the general type and quality of goods and does not represent that any Product will conform to such model or sample. NO OTHER WARRANTIES, EXPRESS OR IMPLIED, ARE GRANTED INCLUDING WITHOUT LIMITATION, IMPLIED WARRANTIES OF MERCHANTABILITY, FITNESS FOR ANY PARTICULAR PURPOSE, OR NON INFRINGEMENT. BUYER'S EXCLUSIVE REMEDY FOR NON-CONFORMING PRODUCTS DURING THE WARRANTY PERIOD IS LIMITED TO REPAIR, REPLACEMENT OF OR REFUND FOR THE NON-CONFORMING PRODUCT(S) AT SELLER'S SOLE OPTION. THERE IS NO OBLIGATION TO REPAIR, REPLACE OR REFUND FOR PRODUCTS AS THE RESULT OF (I) ACCIDENT, DISASTER OR EVENT OF FORCE MAJEURE, (II) MISUSE, FAULT OR NEGLIGENCE OF OR BY BUYER, (III) USE OF THE PRODUCTS IN A MANNER FOR WHICH THEY WERE NOT DESIGNED, OR (IV) IMPROPER STORAGE AND HANDLING OF THE PRODUCTS. Unless otherwise expressly stated on the Product or in the documentation accompanying the Product, the Product is intended for research only and is not to be used for any other purpose, including without limitation, unauthorized commercial uses, in vitro diagnostic uses, ex vivo or in vivo therapeutic uses, or any type of consumption by or application to human or animals.