

PAK2 Polyclonal Antibody

Product Details	
Size	100 µg
Species Reactivity	Human, Mouse, Rat
Host/Isotype	Rabbit / IgG
Class	Polyclonal
Type	Antibody
Conjugate	Unconjugated
Immunogen	A 14 amino acid peptide from near the carboxy terminus of human PAK2.
Form	Liquid
Concentration	1 mg/mL
Purification	Antigen affinity chromatography
Storage buffer	PBS
Contains	0.02% sodium azide
Storage conditions	Maintain refrigerated at 2-8°C for up to 3 months. For long term storage store at -20°C
RRID	AB_11154379

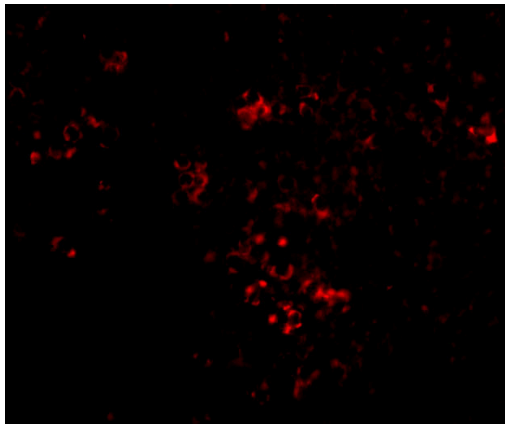
Applications	Tested Dilution	Publications
Western Blot (WB)	0.5-1 µg/mL	-
Immunohistochemistry (IHC)	10 µg/mL	-

Product Specific Information

A suggested positive control is Jurkat cell lysate.

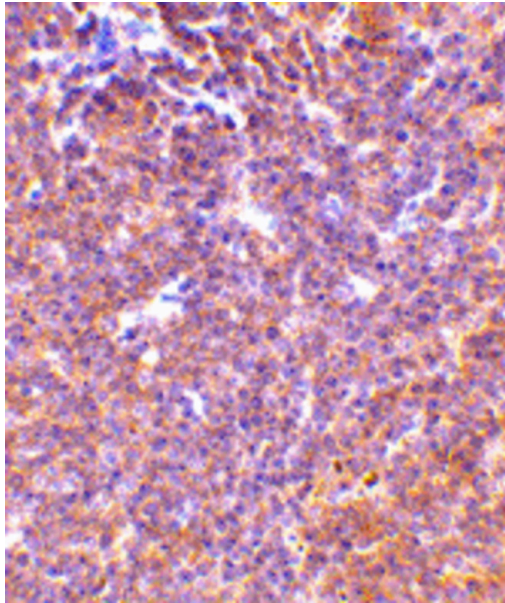
PA5-20274 can be used with blocking peptide PEP-0389.

Product Images For PAK2 Polyclonal Antibody



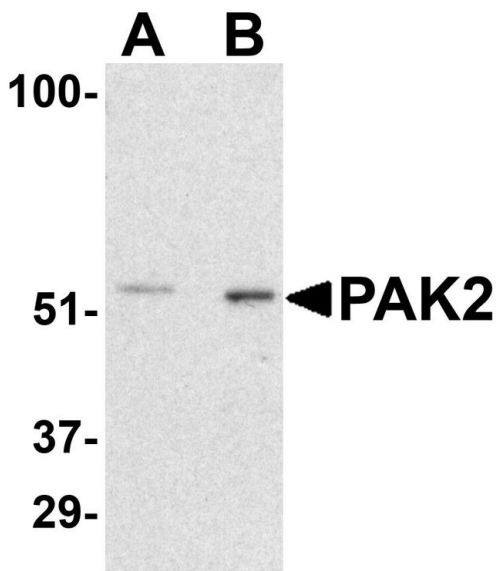
PAK2 Antibody (PA5-20274) in ICC/IF

Immunofluorescent analysis of 4% paraformaldehyde-fixed mouse spleen labeling PAK2 with PAK2 Polyclonal Antibody (Product # PA5-20274) at 20 µg/mL, followed by goat anti-rabbit IgG secondary antibody at 1:500 dilution (red).



PAK2 Antibody (PA5-20274) in IHC (P)

Immunohistochemical analysis of paraffin-embedded mouse kidney tissue using PAK2 Polyclonal Antibody (Product # PA5-20274) at 10 µg/mL. Tissue was fixed with formaldehyde and blocked with 0.1 serum for 1 h at RT; antigen retrieval was by heat mediation with a citrate buffer (pH6). Samples were incubated with primary antibody overnight at 4C. A goat anti-rabbit IgG H&L (HRP) at 1/250 was used as secondary. Counter stained with Hematoxylin.



PAK2 Antibody (PA5-20274) in WB

Western Blot Validation in Rat Bladder Tissue Lysate. Loading: 15 µg of lysates per lane. Antibodies: PAK2 Polyclonal Antibody (Product # PA5-20274) (A: 0.5 µg/mL, B: 1 µg/mL), 1h incubation at RT in 0.05 NFDm/TBST. Secondary: Goat anti-rabbit IgG HRP conjugate at 1:10,000 dilution.

View more figures on thermofisher.com

For Research Use Only. Not for use in diagnostic procedures. Not for resale without express authorization. Products are warranted to operate or perform substantially in conformance with published Product specifications in effect at the time of sale, as set forth in the Production documentation, specifications and/or accompanying package inserts ("Documentation"). No claim of suitability for use in applications regulated by FDA is made. The warranty provided herein is valid only when used by properly trained individuals. Unless otherwise stated in the Documentation, this warranty is limited to one year from date of shipment when the Product is subjected to normal, proper and intended usage. This warranty does not extend to anyone other than the Buyer. Any model or sample furnished to Buyer is merely illustrative of the general type and quality of goods and does not represent that any Product will conform to such model or sample. NO OTHER WARRANTIES, EXPRESS OR IMPLIED, ARE GRANTED INCLUDING WITHOUT LIMITATION, IMPLIED WARRANTIES OF MERCHANTABILITY, FITNESS FOR ANY PARTICULAR PURPOSE, OR NON INFRINGEMENT. BUYER'S EXCLUSIVE REMEDY FOR NON-CONFORMING PRODUCTS DURING THE WARRANTY PERIOD IS LIMITED TO REPAIR, REPLACEMENT OF OR REFUND FOR THE NON-CONFORMING PRODUCT(S) AT SELLER'S SOLE OPTION. THERE IS NO OBLIGATION TO REPAIR, REPLACE OR REFUND FOR PRODUCTS AS THE RESULT OF (I) ACCIDENT, DISASTER OR EVENT OF FORCE MAJEURE, (II) MISUSE, FAULT OR NEGLIGENCE OF OR BY BUYER, (III) USE OF THE PRODUCTS IN A MANNER FOR WHICH THEY WERE NOT DESIGNED, OR (IV) IMPROPER STORAGE AND HANDLING OF THE PRODUCTS. Unless otherwise expressly stated on the Product or in the documentation accompanying the Product, the Product is intended for research only and is not to be used for any other purpose, including without limitation, unauthorized commercial uses, in vitro diagnostic uses, ex vivo or in vivo therapeutic uses, or any type of consumption by or application to human or animals.