

SLUG Polyclonal Antibody

Product Details	
Size	100 µg
Species Reactivity	Human, Mouse
Host/Isotype	Rabbit / IgG
Class	Polyclonal
Type	Antibody
Conjugate	Unconjugated
Immunogen	A 14 amino acid peptide from near the center of human Slug.
Form	Liquid
Concentration	1 mg/mL
Purification	Antigen affinity chromatography
Storage buffer	PBS
Contains	0.02% sodium azide
Storage Conditions	Maintain refrigerated at 2-8°C for up to 3 months. For long term storage store at -20°C
RRID	AB_11156388

Applications	Tested Dilution	Publications
Western Blot (WB)	1-2 µg/mL	-
Immunocytochemistry (ICC/IF)	1:100	-

Product Specific Information


A suggested positive control is human kidney tissue lysate.

PA5-20289 can be used with blocking peptide PEP-0419.

Advanced Verification Data

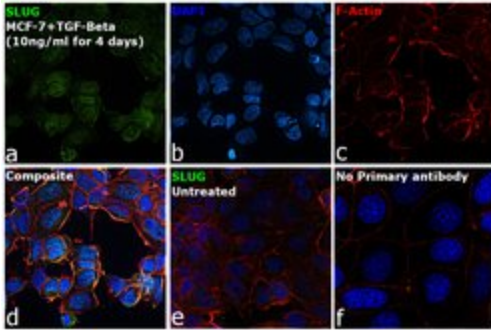
SLUG Antibody (PA5-20289)

Altered expression of proteins upon cell treatment demonstrates antibody specificity. Western blot of Slug using Anti-SLUG Polyclonal Antibody (Product # PA5-20289), shows increased expression of slug protein in MCF-7 cell line treated with TGF-Beta at a concentration of 10ng/ml for 4 days. Cell treatment validation info.




SLUG Antibody (PA5-20289)

Detection of altered expression of the target protein by cell treatment demonstrates antibody specificity. Immunofluorescence analysis of Slug using Anti-SLUG Polyclonal Antibody (Product # PA5-20289), shows increased expression of Slug in MCF-7 cell line treated with TGF-Beta at a concentration of 10ng/ml for 4 days. Cell treatment validation info.



SLUG Antibody (PA5-20289)

Antibody specificity was demonstrated by detection of differential basal expression of the target across tissue tested owing to their inherent genetic constitution. Relative expression of Slug was observed in U-87 MG, MDA-MB-231, MCF-7 and MCF 10A cell lines in comparison to U-937 and Daudi cell lines which express Slug protein at lower levels using Anti-SLUG Polyclonal Antibody (Product # PA5-20289) in Western Blot Relative expression validation info.



View more figures on thermofisher.com

For Research Use Only. Not for use in diagnostic procedures. Not for resale without express authorization. Products are warranted to operate or perform substantially in conformance with published Product specifications in effect at the time of sale, as set forth in the Production documentation, specifications and/or accompanying package inserts ("Documentation"). No claim of suitability for use in applications regulated by FDA is made. The warranty provided herein is valid only when used by properly trained individuals. Unless otherwise stated in the Documentation, this warranty is limited to one year from date of shipment when the Product is subjected to normal, proper and intended usage. This warranty does not extend to anyone other than the Buyer. Any model or sample furnished to Buyer is merely illustrative of the general type and quality of goods and does not represent that any Product will conform to such model or sample. NO OTHER WARRANTIES, EXPRESS OR IMPLIED, ARE GRANTED INCLUDING WITHOUT LIMITATION, IMPLIED WARRANTIES OF MERCHANTABILITY, FITNESS FOR ANY PARTICULAR PURPOSE, OR NON INFRINGEMENT. BUYER'S EXCLUSIVE REMEDY FOR NON-CONFORMING PRODUCTS DURING THE WARRANTY PERIOD IS LIMITED TO REPAIR, REPLACEMENT OF OR REFUND FOR THE NON-CONFORMING PRODUCT(S) AT SELLER'S SOLE OPTION. THERE IS NO OBLIGATION TO REPAIR, REPLACE OR REFUND FOR PRODUCTS AS THE RESULT OF (I) ACCIDENT, DISASTER OR EVENT OF FORCE MAJEURE, (II) MISUSE, FAULT OR NEGLIGENCE OF OR BY BUYER, (III) USE OF THE PRODUCTS IN A MANNER FOR WHICH THEY WERE NOT DESIGNED, OR (IV) IMPROPER STORAGE AND HANDLING OF THE PRODUCTS. Unless otherwise expressly stated on the Product or in the documentation accompanying the Product, the Product is intended for research only and is not to be used for any other purpose, including without limitation, unauthorized commercial uses, in vitro diagnostic uses, ex vivo or in vivo therapeutic uses, or any type of consumption by or application to human or animals.