

Nanog Polyclonal Antibody

Product Details	
Size	100 µg
Species Reactivity	Human, Mouse, Rat
Host/Isotope	Rabbit / IgG
Class	Polyclonal
Type	Antibody
Conjugate	Unconjugated
Immunogen	A 19 amino acid peptide near the center of human NANOG.
Form	Liquid
Concentration	1 mg/mL
Purification	Antigen affinity chromatography
Storage buffer	PBS
Contains	0.02% sodium azide
Storage Conditions	Maintain refrigerated at 2-8°C for up to 3 months. For long term storage store at -20°C
RRID	AB_11154002

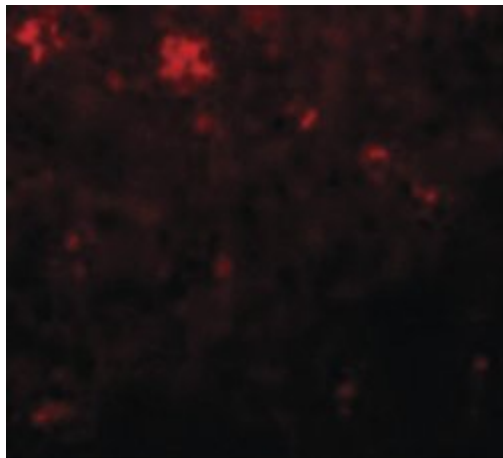
Applications	Tested Dilution	Publications
Immunocytochemistry (ICC)	20 µg/mL	-
Immunofluorescence (IF)	20 µg/mL	-
Immunohistochemistry (IHC)	5 µg/mL	-
Western Blot (WB)	1-2 µg/mL	-

Product Specific Information

A suggested positive control is human spleen tissue lysate.

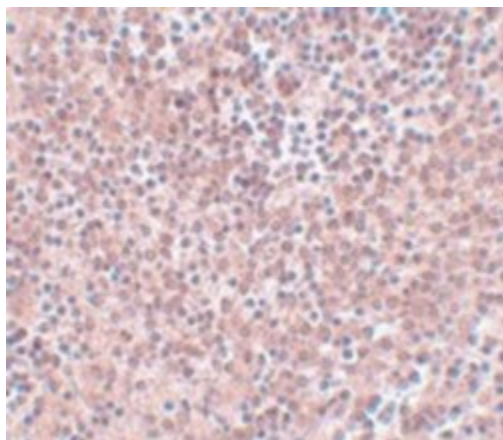
PA5-20889 can be used with blocking peptide PEP-1003.

Product Images For Nanog Polyclonal Antibody



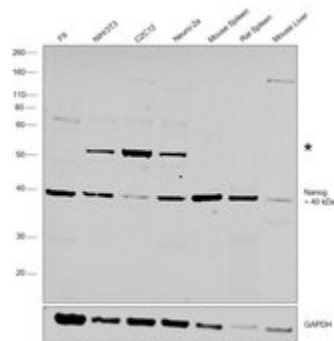
Nanog Antibody (PA5-20889) in IF

Immunofluorescent analysis of human spleen cells using a NANOG polyclonal antibody (Product # PA5-20889) at a 20 µg/mL dilution.



Nanog Antibody (PA5-20889) in IHC

Immunohistochemical staining of human spleen tissue using a NANOG polyclonal antibody (Product # PA5-20889) at a 5 µg/mL dilution.



Nanog Antibody (PA5-20889) in WB

Western blot was performed using Anti-Nanog Polyclonal Antibody (Product # PA5-20889) and a band at 40 kDa corresponding to Nanog was observed across the cell lines and tissues tested along with an uncharacterized band (*) at ~50 kDa in the cell lines. Modified whole cell extracts (1% SDS) (30 µg lysate) of F9 (Lane 1), NIH/3T3 (Lane 2), C2C12 (Lane 3), Neuro-2a (Lane 4), Mouse Spleen (Lane 5), Rat Spleen (Lane 6) Mouse Liver (Lane 7) were electrophoresed using Novex® NuPAGE® 4-12% % Bis-Tris gel (Product # NP0321BOX). Resolved proteins were then transferred onto a nitrocellulose membrane (Product # IB23001) by iBlot® 2 Dry Blotting System (Product # IB21001). The blot was probed with the primary antibody (2 µg/mL) and detected by chemiluminescence with Goat anti-Rabbit IgG (H+L) Superclonal™ Recombinant Secondary Antibody, HRP (Product # A27036, 1:4000 dilution) using the iBright FL 1000 (Product # A32752). Chemiluminescent detection was performed using Novex® ECL Chemiluminescent Substrate Reagent Kit (Product # WP20005).

[View more figures on thermofisher.com](http://thermofisher.com)

For Research Use Only. Not for use in diagnostic procedures. Not for resale without express authorization. Products are warranted to operate or perform substantially in conformance with published Product specifications in effect at the time of sale, as set forth in the Production documentation, specifications and/or accompanying package inserts ("Documentation"). No claim of suitability for use in applications regulated by FDA is made. The warranty provided herein is valid only when used by properly trained individuals. Unless otherwise stated in the Documentation, this warranty is limited to one year from date of shipment when the Product is subjected to normal, proper and intended usage. This warranty does not extend to anyone other than the Buyer. Any model or sample furnished to Buyer is merely illustrative of the general type and quality of goods and does not represent that any Product will conform to such model or sample. NO OTHER WARRANTIES, EXPRESS OR IMPLIED, ARE GRANTED INCLUDING WITHOUT LIMITATION, IMPLIED WARRANTIES OF MERCHANTABILITY, FITNESS FOR ANY PARTICULAR PURPOSE, OR NON INFRINGEMENT. BUYER'S EXCLUSIVE REMEDY FOR NON-CONFORMING PRODUCTS DURING THE WARRANTY PERIOD IS LIMITED TO REPAIR, REPLACEMENT OF OR REFUND FOR THE NON-CONFORMING PRODUCT(S) AT SELLER'S SOLE OPTION. THERE IS NO OBLIGATION TO REPAIR, REPLACE OR REFUND FOR PRODUCTS AS THE RESULT OF (I) ACCIDENT, DISASTER OR EVENT OF FORCE MAJEURE, (II) MISUSE, FAULT OR NEGLIGENCE OF OR BY BUYER, (III) USE OF THE PRODUCTS IN A MANNER FOR WHICH THEY WERE NOT DESIGNED, OR (IV) IMPROPER STORAGE AND HANDLING OF THE PRODUCTS. Unless otherwise expressly stated on the Product or in the documentation accompanying the Product, the Product is intended for research only and is not to be used for any other purpose, including without limitation, unauthorized commercial uses, in vitro diagnostic uses, ex vivo or in vivo therapeutic uses, or any type of consumption by or application to human or animals.