

ZIP10 Polyclonal Antibody

Product Details	
Size	100 µg
Species Reactivity	Human, Mouse, Rat
Host/Isotype	Rabbit / IgG
Class	Polyclonal
Type	Antibody
Conjugate	Unconjugated
Immunogen	An 18 amino acid peptide near the center of human ZIP10.
Form	Liquid
Concentration	1 mg/mL
Purification	Antigen affinity chromatography
Storage buffer	PBS
Contains	0.02% sodium azide
Storage conditions	Maintain refrigerated at 2-8°C for up to 3 months. For long term storage store at -20°C
RRID	AB_11157030

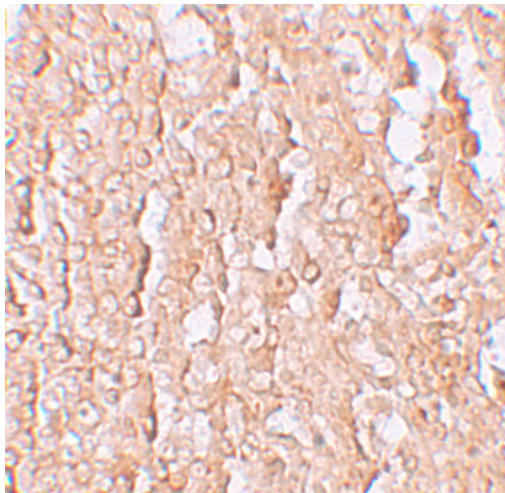
Applications	Tested Dilution	Publications
Western Blot (WB)	1-2 µg/mL	-
Immunohistochemistry (IHC)	2.5 µg/mL	-
Immunocytochemistry (ICC/IF)	-	1 Publication

Product Specific Information

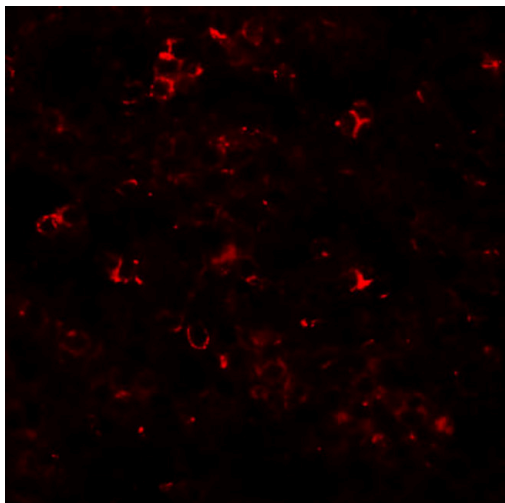
A suggested positive control is human spleen tissue lysate.

PA5-21064 can be used with blocking peptide PEP-1178.

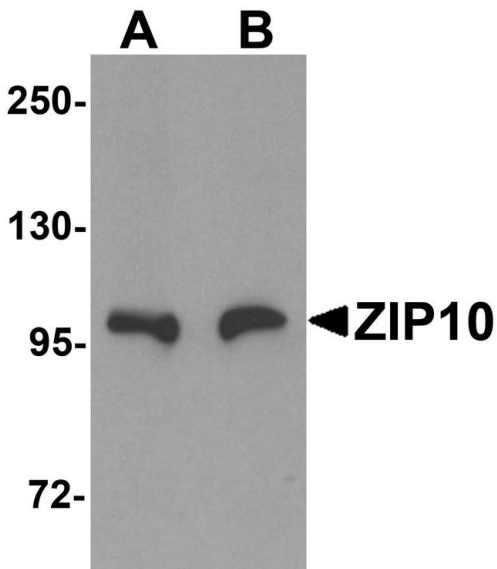
Product Images For ZIP10 Polyclonal Antibody



ZIP10 Antibody (PA5-21064) in IHC
Immunohistochemistry of ZIP10 in human spleen tissue with ZIP10 Polyclonal Antibody (Product # PA5-21064) at 2.5 µg/mL.



ZIP10 Antibody (PA5-21064) in IHC
Immunofluorescence of ZIP10 in human spleen tissue with ZIP10 Polyclonal Antibody (Product # PA5-21064) at 20 µg/mL.



ZIP10 Antibody (PA5-21064) in WB
Western Blot analysis of ZIP10 in human spleen tissue lysate with ZIP10 Polyclonal Antibody (Product # PA5-21064) at (A) 1 and (B) 2 µg/mL.

[View more figures on thermofisher.com](https://thermofisher.com)

Immunocytochemistry (1)

Current issues in molecular biology	Year 2022
Heterogeneous Immunolocalisation of Zinc Transporters ZIP6, ZIP10 and ZIP14 in Human Normo- and Asthenozoospermic Spermatozoa.	
"Published figure using ZIP10 polyclonal antibody (Product # PA5-21064) in Immunocytochemistry"	
Authors: Protic I,Golic I,Vidakovic S,Korac B,Korac A	

For Research Use Only. Not for use in diagnostic procedures. Not for resale without express authorization. Products are warranted to operate or perform substantially in conformance with published Product specifications in effect at the time of sale, as set forth in the Production documentation, specifications and/or accompanying package inserts ("Documentation"). No claim of suitability for use in applications regulated by FDA is made. The warranty provided herein is valid only when used by properly trained individuals. Unless otherwise stated in the Documentation, this warranty is limited to one year from date of shipment when the Product is subjected to normal, proper and intended usage. This warranty does not extend to anyone other than the Buyer. Any model or sample furnished to Buyer is merely illustrative of the general type and quality of goods and does not represent that any Product will conform to such model or sample. NO OTHER WARRANTIES, EXPRESS OR IMPLIED, ARE GRANTED INCLUDING WITHOUT LIMITATION, IMPLIED WARRANTIES OF MERCHANTABILITY, FITNESS FOR ANY PARTICULAR PURPOSE, OR NON INFRINGEMENT. BUYER'S EXCLUSIVE REMEDY FOR NON-CONFORMING PRODUCTS DURING THE WARRANTY PERIOD IS LIMITED TO REPAIR, REPLACEMENT OF OR REFUND FOR THE NON-CONFORMING PRODUCT(S) AT SELLER'S SOLE OPTION. THERE IS NO OBLIGATION TO REPAIR, REPLACE OR REFUND FOR PRODUCTS AS THE RESULT OF (I) ACCIDENT, DISASTER OR EVENT OF FORCE MAJEURE, (II) MISUSE, FAULT OR NEGLIGENCE OF OR BY BUYER, (III) USE OF THE PRODUCTS IN A MANNER FOR WHICH THEY WERE NOT DESIGNED, OR (IV) IMPROPER STORAGE AND HANDLING OF THE PRODUCTS. Unless otherwise expressly stated on the Product or in the documentation accompanying the Product, the Product is intended for research only and is not to be used for any other purpose, including without limitation, unauthorized commercial uses, in vitro diagnostic uses, ex vivo or in vivo therapeutic uses, or any type of consumption by or application to human or animals.