

Glucocorticoid Receptor Polyclonal Antibody

Product Details

| | |
|--------------------|---|
| Size | 100 µL |
| Species Reactivity | Human, Mouse, Rat |
| Host/Isotype | Rabbit / IgG |
| Class | Polyclonal |
| Type | Antibody |
| Conjugate | Unconjugated |
| Immunogen | Recombinant fragment corresponding to a region within amino acids 1 and 265 of Glucocorticoid Receptor beta (Uniprot ID#P04150) |
| Form | Liquid |
| Concentration | 1 mg/mL |
| Purification | Antigen affinity chromatography |
| Storage buffer | 0.1M tris glycine, pH 7, with 10% glycerol |
| Contains | 0.01% thimerosal |
| Storage Conditions | Store at 4°C short term. For long term storage, store at -20°C, avoiding freeze/thaw cycles. |
| RRID | AB_11152512 |

| Applications | Tested Dilution | Publications |
|---|-----------------|---------------|
| Western Blot (WB) | 1:500-1:3000 | - |
| Immunohistochemistry (IHC) | - | 1 Publication |
| Immunohistochemistry (Paraffin) (IHC (P)) | 1:100-1:1000 | - |
| Immunoprecipitation (IP) | 1:500-1:1000 | - |
| Immunocytochemistry (ICC/IF) | Assay-dependent | - |

Product Specific Information

Recommended positive controls: HeLa, A431, Mouse heart, Rat heart.

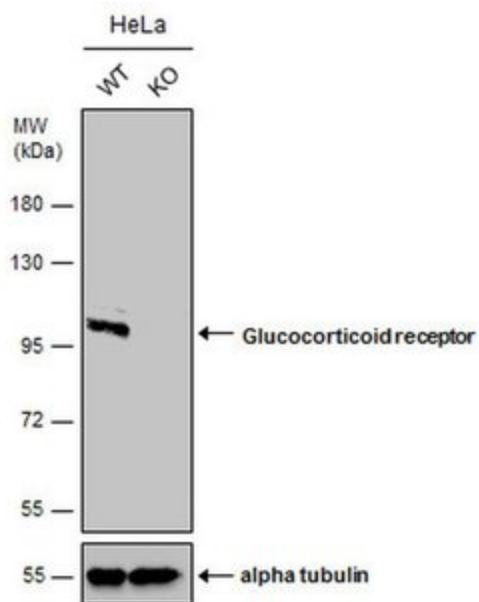
Predicted reactivity: Dog (88%), Cat (89%), Pig (83%), Sheep (89%), Bovine (90%), Guinea pig (85%).

Store product as a concentrated solution. Centrifuge briefly prior to opening the vial.

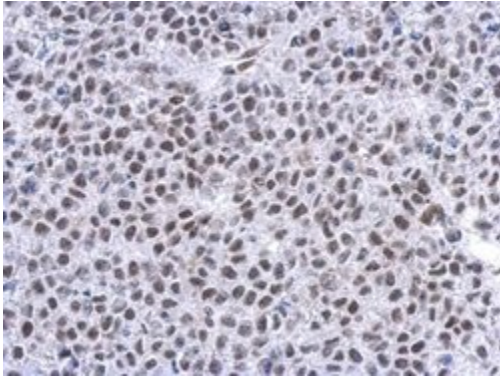
Advanced Verification Data

Glucocorticoid Receptor Antibody (PA5-21341)

Antibody specificity was demonstrated by CRISPR-Cas9 mediated knockout of target protein. A loss of signal was observed for target protein in Glucocorticoid Receptor (KO) cell line compared to control cell line using Glucocorticoid Receptor antibody with clonality (Product # PA5-21341). Knockout validation info.



Product Images For Glucocorticoid Receptor Polyclonal Antibody

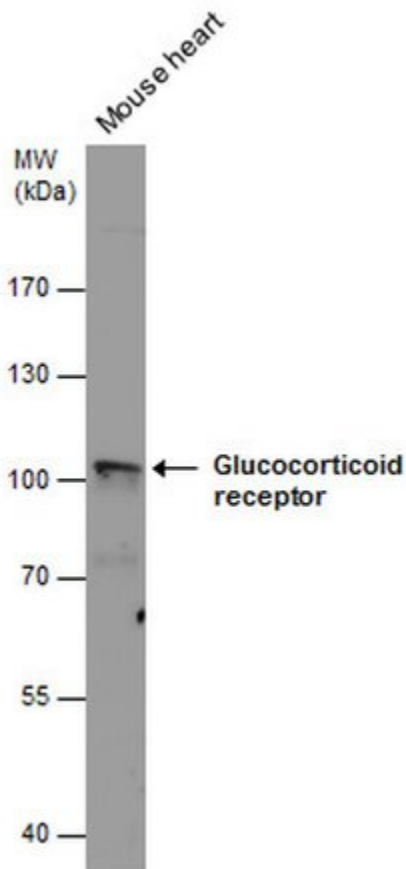


Glucocorticoid Receptor Antibody (PA5-21341) in IHC (P)

Immunohistochemical analysis of GR in paraffin-embedded HeLa xenograft using a GR polyclonal antibody (Product # PA5-21341) at a dilution of 1:500.

Glucocorticoid Receptor Antibody (PA5-21341) in WB

Western blot analysis of Glucocorticoid receptor in Mouse tissue extracts (50 μ g). Samples were separated by 7.5% SDS-PAGE and the membrane was probed with Glucocorticoid receptor Polyclonal antibody (Product # PA5-21341) at a dilution of 1:1000.



[View more figures on thermofisher.com](https://www.thermofisher.com)

Immunohistochemistry (1)

eLife

Conditional deletion of glucocorticoid receptors in rat brain results in sex-specific deficits in fear and coping behaviors.

"Published figure using Glucocorticoid Receptor polyclonal antibody (Product # PA5-21341) in Immunohistochemistry"

Authors: Scheimann JR, Moloney RD, Mahbod P, Morano RL, Fitzgerald M, Hoskins O, Packard BA, Cotella EM, Hu YC, Herman JP

Species
Not Applicable

Dilution
Not Cited

Year
2019

For Research Use Only. Not for use in diagnostic procedures. Not for resale without express authorization. Products are warranted to operate or perform substantially in conformance with published Product specifications in effect at the time of sale, as set forth in the Production documentation, specifications and/or accompanying package inserts ("Documentation"). No claim of suitability for use in applications regulated by FDA is made. The warranty provided herein is valid only when used by properly trained individuals. Unless otherwise stated in the Documentation, this warranty is limited to one year from date of shipment when the Product is subjected to normal, proper and intended usage. This warranty does not extend to anyone other than the Buyer. Any model or sample furnished to Buyer is merely illustrative of the general type and quality of goods and does not represent that any Product will conform to such model or sample. NO OTHER WARRANTIES, EXPRESS OR IMPLIED, ARE GRANTED INCLUDING WITHOUT LIMITATION, IMPLIED WARRANTIES OF MERCHANTABILITY, FITNESS FOR ANY PARTICULAR PURPOSE, OR NON INFRINGEMENT. BUYER'S EXCLUSIVE REMEDY FOR NON-CONFORMING PRODUCTS DURING THE WARRANTY PERIOD IS LIMITED TO REPAIR, REPLACEMENT OF OR REFUND FOR THE NON-CONFORMING PRODUCT(S) AT SELLER'S SOLE OPTION. THERE IS NO OBLIGATION TO REPAIR, REPLACE OR REFUND FOR PRODUCTS AS THE RESULT OF (I) ACCIDENT, DISASTER OR EVENT OF FORCE MAJEURE, (II) MISUSE, FAULT OR NEGLIGENCE OF OR BY BUYER, (III) USE OF THE PRODUCTS IN A MANNER FOR WHICH THEY WERE NOT DESIGNED, OR (IV) IMPROPER STORAGE AND HANDLING OF THE PRODUCTS. Unless otherwise expressly stated on the Product or in the documentation accompanying the Product, the Product is intended for research only and is not to be used for any other purpose, including without limitation, unauthorized commercial uses, in vitro diagnostic uses, ex vivo or in vivo therapeutic uses, or any type of consumption by or application to human or animals.