

ATRX Polyclonal Antibody

Product Details	
Size	100 µL
Species Reactivity	Human, Mouse, Rat
Published Species	Human
Host/Isotype	Rabbit / IgG
Class	Polyclonal
Type	Antibody
Conjugate	Unconjugated
Immunogen	Recombinant fragment corresponding to a region within amino acids 2161 and 2443 of Rad54 (Uniprot ID#P46100)
Form	Liquid
Concentration	0.27 mg/mL
Purification	Antigen affinity chromatography
Storage buffer	PBS, pH 7, with 20% glycerol, 1% BSA
Contains	0.025% ProClin 300
Storage conditions	Store at 4°C short term. For long term storage, store at -20°C, avoiding freeze/thaw cycles.
RRID	AB_11152865

Applications	Tested Dilution	Publications
Western Blot (WB)	1:500-1:3,000	1 Publication
Immunohistochemistry (Paraffin) (IHC (P))	1:100-1:1,000	-
in situ PLA (PLA)	-	1 Publication

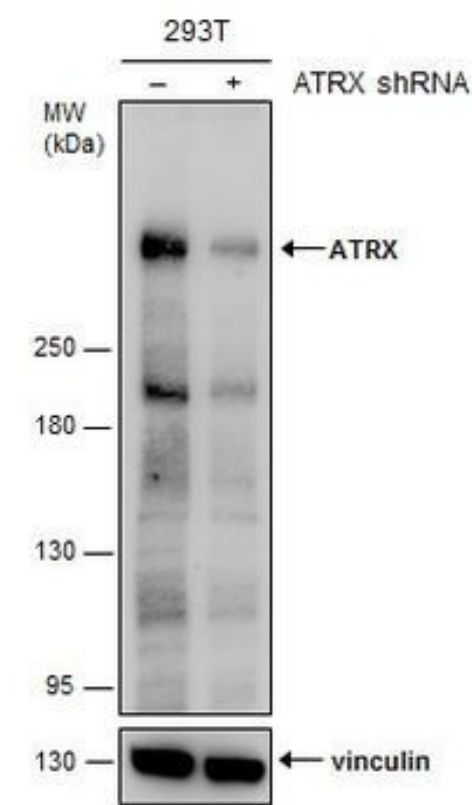
Product Specific Information

Recommended positive controls: 293T, A431, HeLa, HepG2, NIH3T3, PC-12, Rat-2.

Predicted reactivity: Mouse (97%), Chimpanzee (100%).

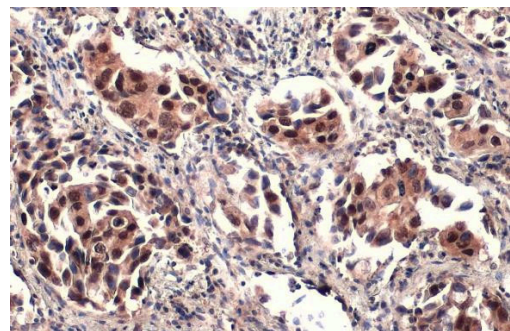
Store product as a concentrated solution. Centrifuge briefly prior to opening the vial.

Product Images For ATRX Polyclonal Antibody



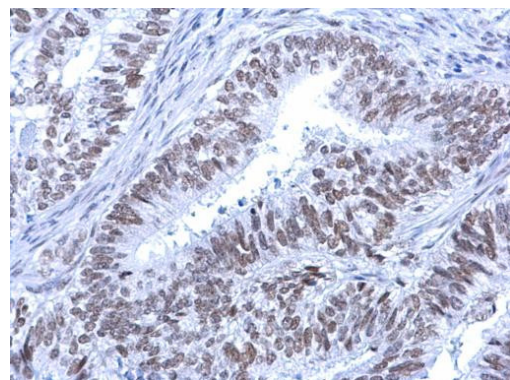
ATRX Antibody (PA5-21348)

Antibody specificity was demonstrated by shRNA mediated knockdown of target protein. 293T cells were transfected with ATRX shRNA and decrease in signal intensity was observed in Western blotting using Anti-ATRX Polyclonal Antibody (Product # PA5-21348). {KD}



ATRX Antibody (PA5-21348) in IHC (P)

ATRX Polyclonal Antibody detects ATRX protein at cytoplasm and nucleus by immunohistochemical analysis. Sample: Paraffin-embedded human lung cancer. ATRX stained by ATRX Polyclonal Antibody (Product # PA5-21348) diluted at 1:2,500. Antigen Retrieval: Citrate buffer, pH 6.0, 15 min.



ATRX Antibody (PA5-21348) in IHC (P)

Rad54 antibody [C3], C-term detects Rad54 protein at nucleus on human endometrial carcinoma by immunohistochemical analysis. Sample: Paraffin-embedded human endometrial carcinoma. Rad54 antibody [C3], C-term (Product # PA5-21348) dilution: 1:500.

[View more figures on thermofisher.com](https://www.thermofisher.com)

Western Blot (1)

PLoS genetics	Year 2021
ATRX proximal protein associations boast roles beyond histone deposition.	Species Human
"Published figure using ATRX polyclonal antibody (Product # PA5-21348) in Western Blot"	
Authors: Scott WA,Dhanji EZ,Dyakov BJA,Dreseris ES,Asa JS,Grange LJ,Mirceta M,Pearson CE,Stewart GS,Gingras AC,Campos EI	

in situ PLA (1)

PLoS genetics	Year 2021
ATRX proximal protein associations boast roles beyond histone deposition.	Species Human
"Published figure using ATRX polyclonal antibody (Product # PA5-21348) in Western Blot"	
Authors: Scott WA,Dhanji EZ,Dyakov BJA,Dreseris ES,Asa JS,Grange LJ,Mirceta M,Pearson CE,Stewart GS,Gingras AC,Campos EI	

For Research Use Only. Not for use in diagnostic procedures. Not for resale without express authorization. Products are warranted to operate or perform substantially in conformance with published Product specifications in effect at the time of sale, as set forth in the Production documentation, specifications and/or accompanying package inserts ("Documentation"). No claim of suitability for use in applications regulated by FDA is made. The warranty provided herein is valid only when used by properly trained individuals. Unless otherwise stated in the Documentation, this warranty is limited to one year from date of shipment when the Product is subjected to normal, proper and intended usage. This warranty does not extend to anyone other than the Buyer. Any model or sample furnished to Buyer is merely illustrative of the general type and quality of goods and does not represent that any Product will conform to such model or sample. NO OTHER WARRANTIES, EXPRESS OR IMPLIED, ARE GRANTED INCLUDING WITHOUT LIMITATION, IMPLIED WARRANTIES OF MERCHANTABILITY, FITNESS FOR ANY PARTICULAR PURPOSE, OR NON INFRINGEMENT. BUYER'S EXCLUSIVE REMEDY FOR NON-CONFORMING PRODUCTS DURING THE WARRANTY PERIOD IS LIMITED TO REPAIR, REPLACEMENT OF OR REFUND FOR THE NON-CONFORMING PRODUCT(S) AT SELLER'S SOLE OPTION. THERE IS NO OBLIGATION TO REPAIR, REPLACE OR REFUND FOR PRODUCTS AS THE RESULT OF (i) ACCIDENT, DISASTER OR EVENT OF FORCE MAJEURE, (ii) MISUSE, FAULT OR NEGLIGENCE OF OR BY BUYER, (iii) USE OF THE PRODUCTS IN A MANNER FOR WHICH THEY WERE NOT DESIGNED, OR (iv) IMPROPER STORAGE AND HANDLING OF THE PRODUCTS. Unless otherwise expressly stated on the Product or in the documentation accompanying the Product, the Product is intended for research only and is not to be used for any other purpose, including without limitation, unauthorized commercial uses, in vitro diagnostic uses, ex vivo or in vivo therapeutic uses, or any type of consumption by or application to human or animals.