

Kinesin 5B Polyclonal Antibody

Product Details

Size	100 µL
Species Reactivity	Human
Host/Isotype	Rabbit / IgG
Class	Polyclonal
Type	Antibody
Conjugate	Unconjugated
Immunogen	Synthetic peptide corresponding to a region within amino acids 901 and 963 of UKHC (Uniprot ID#P33176)
Form	Liquid
Concentration	0.4 mg/mL
Purification	Antigen affinity chromatography
Storage buffer	PBS, pH 7, with 10% glycerol
Contains	0.01% thimerosal
Storage conditions	Store at 4°C short term. For long term storage, store at -20°C, avoiding freeze/thaw cycles.
RRID	AB_11157673

Applications	Tested Dilution	Publications
Western Blot (WB)	1:500-1:3,000	-
Immunohistochemistry (Paraffin) (IHC (P))	1:100-1:1,000	-

Product Specific Information

Recommended positive controls: 293T, A431, H1299, HeLaS3, HepG2, Raji.

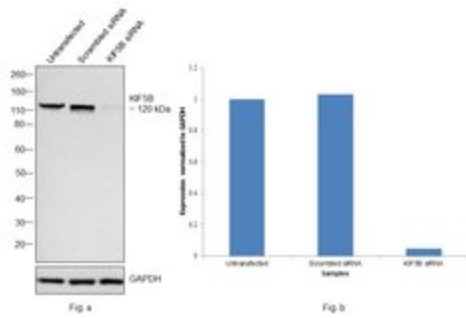
Predicted reactivity: Bovine (100%).

Store product as a concentrated solution. Centrifuge briefly prior to opening the vial.

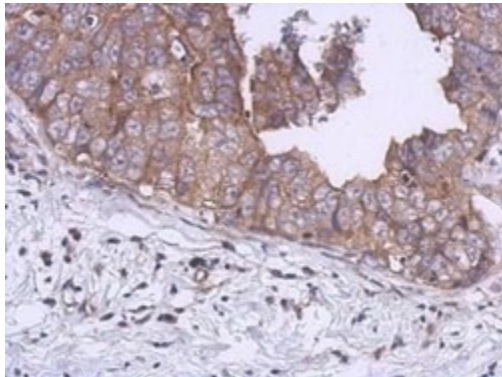
Advanced Verification Data

Kinesin 5B Antibody (PA5-21623)

Antibody specificity was demonstrated by siRNA mediated knockdown of target protein. HEK-293 cells were transfected with KIF5B siRNA and a steep decrease in signal intensity was observed in western blot application using Anti-KIF5B Polyclonal Antibody (Product # PA5-21623). Knockdown validation info.



Product Images For Kinesin 5B Polyclonal Antibody

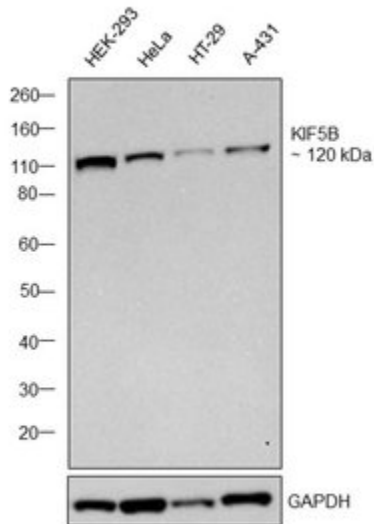


Kinesin 5B Antibody (PA5-21623) in IHC (P)

Immunohistochemical analysis of UKHC in paraffin-embedded breast carcinoma using a UKHC polyclonal antibody (Product # PA5-21623) at a dilution of 1:500.

Kinesin 5B Antibody (PA5-21623) in WB

Western blot was performed using Anti-KIF5B Polyclonal Antibody, (Product # PA5-21623) and a 120 kDa band corresponding to KIF5B was observed in the cell lines tested. Whole cell extracts (30 μ g lysate) of HEK-293 (Lane 1), HeLa (Lane 2), HT-29 (Lane 3), and A-431 (Lane 4) were electrophoresed using Novex® NuPAGE® 4-12 % Bis-Tris gel (Product # NP0321BOX). Resolved proteins were then transferred onto a nitrocellulose membrane (Product # IB23001) by iBlot® 2 Dry Blotting System (Product # IB21001). The blot was probed with the primary antibody (1:1000 dilution) and detected by chemiluminescence with Goat anti-Rabbit IgG (H+L), Superclonal™ Recombinant Secondary Antibody, HRP conjugate (Product # A27036, 1:4000 dilution) using the iBright FL 1000 (Product # A32752). Chemiluminescent detection was performed using Novex® ECL Chemiluminescent Substrate Reagent Kit (Product # WP20005).



View more figures on [thermofisher.com](https://www.thermofisher.com)

For Research Use Only. Not for use in diagnostic procedures. Not for resale without express authorization. Products are warranted to operate or perform substantially in conformance with published Product specifications in effect at the time of sale, as set forth in the Production documentation, specifications and/or accompanying package inserts ("Documentation"). No claim of suitability for use in applications regulated by FDA is made. The warranty provided herein is valid only when used by properly trained individuals. Unless otherwise stated in the Documentation, this warranty is limited to one year from date of shipment when the Product is subjected to normal, proper and intended usage. This warranty does not extend to anyone other than the Buyer. Any model or sample furnished to Buyer is merely illustrative of the general type and quality of goods and does not represent that any Product will conform to such model or sample. NO OTHER WARRANTIES, EXPRESS OR IMPLIED, ARE GRANTED INCLUDING WITHOUT LIMITATION, IMPLIED WARRANTIES OF MERCHANTABILITY, FITNESS FOR ANY PARTICULAR PURPOSE, OR NON-INFRINGEMENT. BUYER'S EXCLUSIVE REMEDY FOR NON-CONFORMING PRODUCTS DURING THE WARRANTY PERIOD IS LIMITED TO REPAIR, REPLACEMENT OF OR REFUND FOR THE NON-CONFORMING PRODUCT(S) AT SELLER'S SOLE OPTION. THERE IS NO OBLIGATION TO REPAIR, REPLACE OR REFUND FOR PRODUCTS AS THE RESULT OF (I) ACCIDENT, DISASTER OR EVENT OF FORCE MAJEURE, (II) MISUSE, FAULT OR NEGLIGENCE OF OR BY BUYER, (III) USE OF THE PRODUCTS IN A MANNER FOR WHICH THEY WERE NOT DESIGNED, OR (IV) IMPROPER STORAGE AND HANDLING OF THE PRODUCTS. Unless otherwise expressly stated on the Product or in the documentation accompanying the Product, the Product is intended for research only and is not to be used for any other purpose, including without limitation, unauthorized commercial uses, in vitro diagnostic uses, ex vivo or in vivo therapeutic uses, or any type of consumption by or application to human or animals.