

PFKL Polyclonal Antibody

Product Details	
Size	100 µL
Species Reactivity	Human, Mouse
Published Species	Human
Host/Isotype	Rabbit / IgG
Class	Polyclonal
Type	Antibody
Conjugate	Unconjugated
Immunogen	Recombinant fragment corresponding to a region within amino acids 428 and 674 of PFKL (Uniprot ID#P17858)
Form	Liquid
Concentration	0.8 mg/mL
Purification	Antigen affinity chromatography
Storage buffer	0.1M tris glycine, pH 7, with 10% glycerol
Contains	0.01% thimerosal
Storage conditions	Store at 4°C short term. For long term storage, store at -20°C, avoiding freeze/thaw cycles.
RRID	AB_11155219

Applications	Tested Dilution	Publications
Western Blot (WB)	1:500-1:3,000	-
Immunohistochemistry (Paraffin) (IHC (P))	1:100-1:1,000	-
Immunocytochemistry (ICC/IF)	1:100-1:1,000	1 Publication

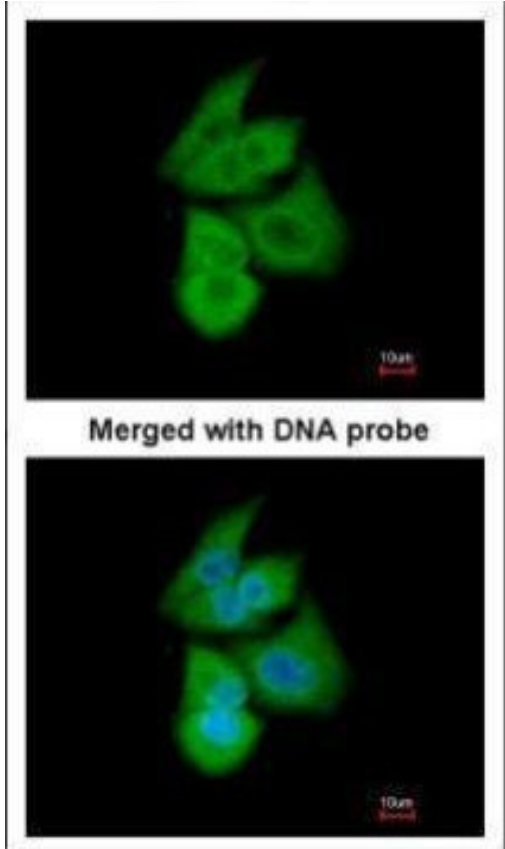
Product Specific Information

Recommended positive controls: A431, H1299, HeLa, HepG2.

Predicted reactivity: Mouse (95%), Rat (95%), Chicken (88%), Bovine (94%).

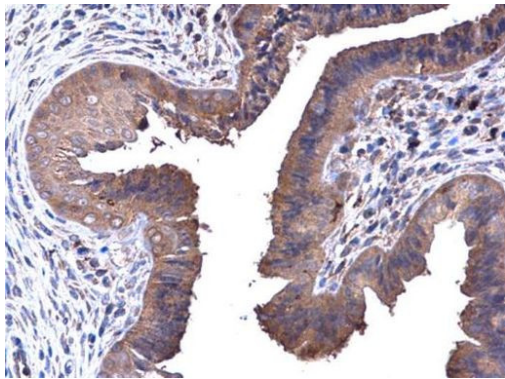
Store product as a concentrated solution. Centrifuge briefly prior to opening the vial.

Product Images For PFKL Polyclonal Antibody



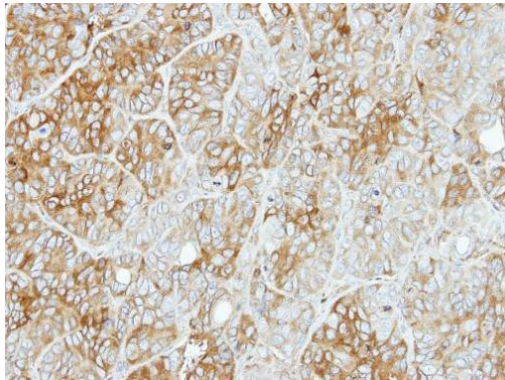
PFKL Antibody (PA5-21685) in ICC/IF

Immunofluorescence analysis of paraformaldehyde-fixed A549, using PFKL (Product # PA5-21685) antibody at 1:200 dilution.



PFKL Antibody (PA5-21685) in IHC (P)

Immunohistochemistry (Paraffin) analysis of PFKL was performed in paraffin-embedded mouse cervix tissue using PFKL Polyclonal Antibody (Product # PA5-21685) at a dilution of 1:500.



PFKL Antibody (PA5-21685) in IHC (P)

Immunohistochemical analysis of paraffin-embedded SW480 xenograft, using PFKL (Product # PA5-21685) antibody at 1:500 dilution. Antigen Retrieval: Citrate buffer, pH 6.0, 15 min.

[View more figures on thermofisher.com](https://www.thermofisher.com)

Immunocytochemistry (1)

The Journal of biological chemistry

Identification of a multienzyme complex for glucose metabolism in living cells.

"PA5-21685 was used in Immunocytochemistry to reveal a functionally relevant, multienzyme metabolic complex for glucose metabolism in living human cells."

Authors: Kohnhorst CL,Kyoung M,Jeon M,Schmitt DL,Kennedy EL,Ramirez J,Bracey SM,Luu BT,Russell SJ,An S

Year
2017

Species
Human

For Research Use Only. Not for use in diagnostic procedures. Not for resale without express authorization. Products are warranted to operate or perform substantially in conformance with published Product specifications in effect at the time of sale, as set forth in the Production documentation, specifications and/or accompanying package inserts ("Documentation"). No claim of suitability for use in applications regulated by FDA is made. The warranty provided herein is valid only when used by properly trained individuals. Unless otherwise stated in the Documentation, this warranty is limited to one year from date of shipment when the Product is subjected to normal, proper and intended usage. This warranty does not extend to anyone other than the Buyer. Any model or sample furnished to Buyer is merely illustrative of the general type and quality of goods and does not represent that any Product will conform to such model or sample. NO OTHER WARRANTIES, EXPRESS OR IMPLIED, ARE GRANTED INCLUDING WITHOUT LIMITATION, IMPLIED WARRANTIES OF MERCHANTABILITY, FITNESS FOR ANY PARTICULAR PURPOSE, OR NON INFRINGEMENT. BUYER'S EXCLUSIVE REMEDY FOR NON-CONFORMING PRODUCTS DURING THE WARRANTY PERIOD IS LIMITED TO REPAIR, REPLACEMENT OF OR REFUND FOR THE NON-CONFORMING PRODUCT(S) AT SELLER'S SOLE OPTION. THERE IS NO OBLIGATION TO REPAIR, REPLACE OR REFUND FOR PRODUCTS AS THE RESULT OF (I) ACCIDENT, DISASTER OR EVENT OF FORCE MAJEURE, (II) MISUSE, FAULT OR NEGLIGENCE OF OR BY BUYER, (III) USE OF THE PRODUCTS IN A MANNER FOR WHICH THEY WERE NOT DESIGNED, OR (IV) IMPROPER STORAGE AND HANDLING OF THE PRODUCTS. Unless otherwise expressly stated on the Product or in the documentation accompanying the Product, the Product is intended for research only and is not to be used for any other purpose, including without limitation, unauthorized commercial uses, in vitro diagnostic uses, ex vivo or in vivo therapeutic uses, or any type of consumption by or application to human or animals.