

STAR Polyclonal Antibody

Product Details	
Size	100 µL
Species Reactivity	Human, Mouse
Published Species	Mouse
Host/Isotope	Rabbit / IgG
Class	Polyclonal
Type	Antibody
Conjugate	Unconjugated
Immunogen	Recombinant fragment corresponding to a region within amino acids 15 and 268 of STAR (Uniprot ID#P49675)
Form	Liquid
Concentration	0.69 mg/mL
Purification	Antigen affinity chromatography
Storage buffer	PBS, pH 7, with 20% glycerol
Contains	0.025% Proclin 300
Storage Conditions	Store at 4°C short term. For long term storage, store at -20°C, avoiding freeze/thaw cycles.
RRID	AB_11155971

Applications	Tested	Dilution	Published
Western Blot (WB)	✓	1:500-1:3000	1 Publication
Immunocytochemistry (ICC)	✓	1:100-1:1000	
Immunofluorescence (IF)	✓	1:100-1:1000	
Immunohistochemistry (Paraffin) (IHC (P))	✓	1:100-1:1000	

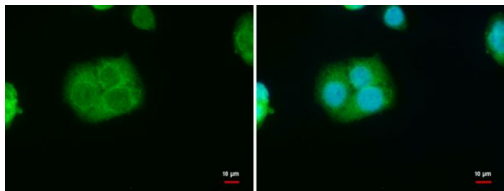
Product Specific Information

PA5-21687 targets steroidogenic acute regulatory protein isoform 1 in WB applications and shows reactivity with Human and mouse samples.

The PA5-21687 immunogen is a recombinant fragment corresponding to a region within amino acids 15 and 268 of STAR (Uniprot ID#P49675).

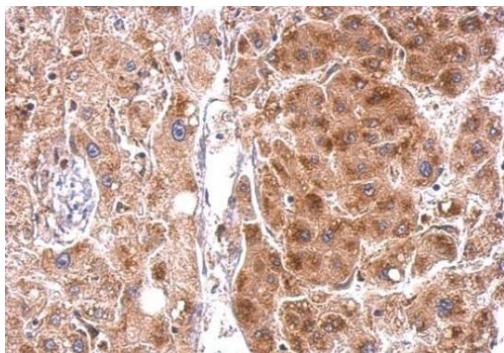
Store product as a concentrated solution. Centrifuge briefly prior to opening the vial. For short-term storage (1-2 weeks), product can be stored at 4°C. For long-term storage, aliquot and store product at -20° C or below, avoiding multiple freeze-thaw cycles.

Product Images For STAR Polyclonal Antibody



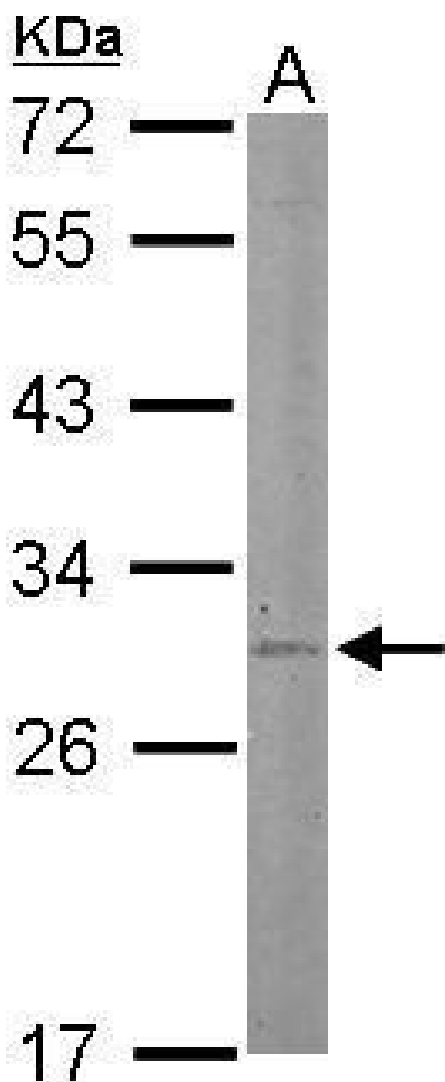
STAR Antibody (PA5-21687) in IF

Immunofluorescent analysis of steroidogenic acute regulatory protein isoform 1 showing staining in the mitochondria of HepG2 cells. HepG2 cells were fixed in 4% paraformaldehyde at RT for 15 min and stained using a steroidogenic acute regulatory protein isoform 1 polyclonal antibody (Product # PA5-21687) diluted at 1:500. Blue: Hoechst 33342 staining.



STAR Antibody (PA5-21687) in IHC (P)

Immunohistochemical analysis of steroidogenic acute regulatory protein isoform 1 in the cytosol of paraffin-embedded hepatoma using a steroidogenic acute regulatory protein isoform 1 polyclonal antibody (Product # PA5-21687) at a dilution of 1:500.



STAR Antibody (PA5-21687) in WB

Western blot analysis of steroidogenic acute regulatory protein isoform 1 using 50 μ g of mouse liver lysate. Samples were loaded onto a 12% SDS-PAGE gel and probed with a steroidogenic acute regulatory protein isoform 1 polyclonal antibody (Product # PA5-21687) at a dilution of 1:500.

1 Reference

Western Blot (1)

Lipids in health and disease

Menaquinone-4 enhances testosterone production in rats and testis-derived tumor cells.

"PA5-21687 was used in western blot to investigate the effect of menaquinone-4 on testosterone production in vitro and in vivo"

Authors: Ito A, Shirakawa H, Takumi N, Minegishi Y, Ohashi A, Howlader ZH, Ohsaki Y, Sato T, Goto T, Komai M

Species
Mouse

Dilution
Not Cited

Year
2011

For Research Use Only. Not for use in diagnostic procedures. Not for resale without express authorization. Products are warranted to operate or perform substantially in conformance with published Product specifications in effect at the time of sale, as set forth in the Production documentation, specifications and/or accompanying package inserts ("Documentation"). No claim of suitability for use in applications regulated by FDA is made. The warranty provided herein is valid only when used by properly trained individuals. Unless otherwise stated in the Documentation, this warranty is limited to one year from date of shipment when the Product is subjected to normal, proper and intended usage. This warranty does not extend to anyone other than the Buyer. Any model or sample furnished to Buyer is merely illustrative of the general type and quality of goods and does not represent that any Product will conform to such model or sample. NO OTHER WARRANTIES, EXPRESS OR IMPLIED, ARE GRANTED INCLUDING WITHOUT LIMITATION, IMPLIED WARRANTIES OF MERCHANTABILITY, FITNESS FOR ANY PARTICULAR PURPOSE, OR NON INFRINGEMENT. BUYER'S EXCLUSIVE REMEDY FOR NON-CONFORMING PRODUCTS DURING THE WARRANTY PERIOD IS LIMITED TO REPAIR, REPLACEMENT OF OR REFUND FOR THE NON-CONFORMING PRODUCT(S) AT SELLER'S SOLE OPTION. THERE IS NO OBLIGATION TO REPAIR, REPLACE OR REFUND FOR PRODUCTS AS THE RESULT OF (I) ACCIDENT, DISASTER OR EVENT OF FORCE MAJEURE, (II) MISUSE, FAULT OR NEGLIGENCE OF OR BY BUYER, (III) USE OF THE PRODUCTS IN A MANNER FOR WHICH THEY WERE NOT DESIGNED, OR (IV) IMPROPER STORAGE AND HANDLING OF THE PRODUCTS. Unless otherwise expressly stated on the Product or in the documentation accompanying the Product, the Product is intended for research only and is not to be used for any other purpose, including without limitation, unauthorized commercial uses, in vitro diagnostic uses, ex vivo or in vivo therapeutic uses, or any type of consumption by or application to human or animals.