

MINPP1 Polyclonal Antibody

Product Details	
Size	100 µL
Species Reactivity	Human, Mouse
Host/Isotope	Rabbit / IgG
Class	Polyclonal
Type	Antibody
Conjugate	Unconjugated
Immunogen	Recombinant fragment corresponding to a region within amino acids 246 and 487 of MIPP (Uniprot ID#Q9UNW1)
Form	Liquid
Concentration	1 mg/mL
Purification	Antigen affinity chromatography
Storage buffer	PBS, pH 7, with 1% BSA, 20% glycerol
Contains	0.01% thimerosal
Storage Conditions	Store at 4°C short term. For long term storage, store at -20°C, avoiding freeze/thaw cycles.
RRID	AB_11152257

Applications	Tested Dilution	Publications
Immunohistochemistry (Paraffin) (IHC (P))	1:100-1:1000	-
Western Blot (WB)	1:500-1:3000	-

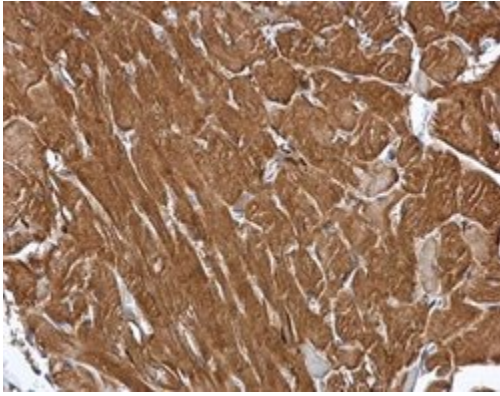
Product Specific Information

Recommended positive controls: A431, H1299, HeLa, Raji.

Predicted reactivity: Mouse (83%), Rat (85%), Bovine (94%).

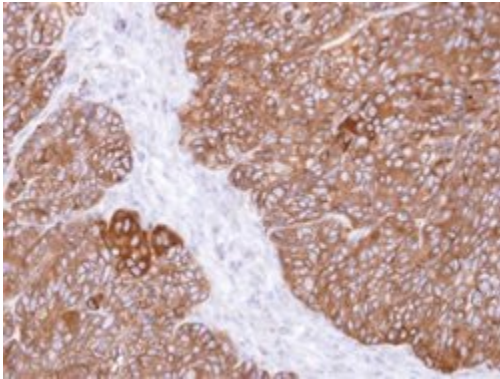
Store product as a concentrated solution. Centrifuge briefly prior to opening the vial.

Product Images For MINPP1 Polyclonal Antibody




MINPP1 Antibody (PA5-21725) in IHC (P)

Immunohistochemistry (Paraffin) analysis of MINPP1 was performed in paraffin-embedded mouse heart tissue using MINPP1 Polyclonal Antibody (Product # PA5-21725) at a dilution of 1:500.



MINPP1 Antibody (PA5-21725) in IHC (P)

Immunohistochemical analysis of MIPP in paraffin-embedded DLD-1 xenograft using a MIPP polyclonal antibody (Product # PA5-21725) at a dilution of 1:500.



MINPP1 Antibody (PA5-21725) in WB

Western blot analysis of MIPP using 30 μ g of HeLa lysate. Samples were loaded onto a 7.5% SDS-PAGE gel and probed with a MIPP polyclonal antibody (Product # PA5-21725) at a dilution of 1:1000.

For Research Use Only. Not for use in diagnostic procedures. Not for resale without express authorization. Products are warranted to operate or perform substantially in conformance with published Product specifications in effect at the time of sale, as set forth in the Production documentation, specifications and/or accompanying package inserts ("Documentation"). No claim of suitability for use in applications regulated by FDA is made. The warranty provided herein is valid only when used by properly trained individuals. Unless otherwise stated in the Documentation, this warranty is limited to one year from date of shipment when the Product is subjected to normal, proper and intended usage. This warranty does not extend to anyone other than the Buyer. Any model or sample furnished to Buyer is merely illustrative of the general type and quality of goods and does not represent that any Product will conform to such model or sample. NO OTHER WARRANTIES, EXPRESS OR IMPLIED, ARE GRANTED INCLUDING WITHOUT LIMITATION, IMPLIED WARRANTIES OF MERCHANTABILITY, FITNESS FOR ANY PARTICULAR PURPOSE, OR NON INFRINGEMENT. BUYER'S EXCLUSIVE REMEDY FOR NON-CONFORMING PRODUCTS DURING THE WARRANTY PERIOD IS LIMITED TO REPAIR, REPLACEMENT OF OR REFUND FOR THE NON-CONFORMING PRODUCT(S) AT SELLER'S SOLE OPTION. THERE IS NO OBLIGATION TO REPAIR, REPLACE OR REFUND FOR PRODUCTS AS THE RESULT OF (I) ACCIDENT, DISASTER OR EVENT OF FORCE MAJEURE, (II) MISUSE, FAULT OR NEGLIGENCE OF OR BY BUYER, (III) USE OF THE PRODUCTS IN A MANNER FOR WHICH THEY WERE NOT DESIGNED, OR (IV) IMPROPER STORAGE AND HANDLING OF THE PRODUCTS. Unless otherwise expressly stated on the Product or in the documentation accompanying the Product, the Product is intended for research only and is not to be used for any other purpose, including without limitation, unauthorized commercial uses, in vitro diagnostic uses, ex vivo or in vivo therapeutic uses, or any type of consumption by or application to human or animals.