

IL1R2 Polyclonal Antibody

Product Details	
Size	100 µL
Species Reactivity	Human, Mouse, Rat
Host/Isotype	Rabbit / IgG
Class	Polyclonal
Type	Antibody
Conjugate	Unconjugated
Immunogen	Recombinant fragment corresponding to a region within amino acids 172 and 398 of IL1 Receptor 2 (Uniprot ID#P27930)
Form	Liquid
Concentration	1 mg/mL
Purification	Antigen affinity chromatography
Storage buffer	0.1M tris glycine, pH 7, with 10% glycerol
Contains	0.01% thimerosal
Storage Conditions	Store at 4°C short term. For long term storage, store at -20°C, avoiding freeze/thaw cycles.
RRID	AB_11152697

Applications	Tested Dilution	Publications
Western Blot (WB)	1:500-1:3000	-
Immunohistochemistry (Paraffin) (IHC (P))	1:100-1:1000	-
Immunocytochemistry (ICC)	1:100-1:1000	-
Immunofluorescence (IF)	1:100-1:1000	-

Product Specific Information

Recommended positive controls: 293T, H1299, IL1R2 transfected Ad293 cell, soluble IL1R2 transfected Ad293 cell, mouse brain, rat brain.

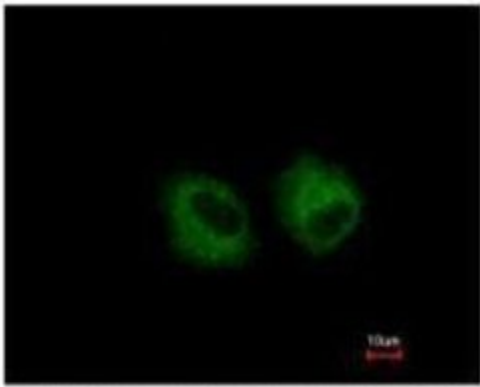
Predicted reactivity: Rhesus Monkey (94%).

Store product as a concentrated solution. Centrifuge briefly prior to opening the vial.

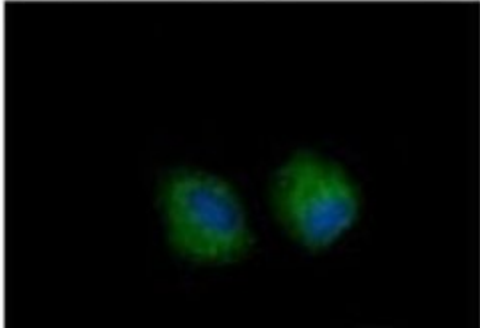
Product Images For IL1R2 Polyclonal Antibody

IL1R2 Antibody (PA5-21974) in IF

Immunofluorescent analysis of IL-1 Receptor 2/CD121b in methanol-fixed A549 cells using an IL-1 Receptor 2/CD121b polyclonal antibody (Product # PA5-21974) at a 1:500 dilution.

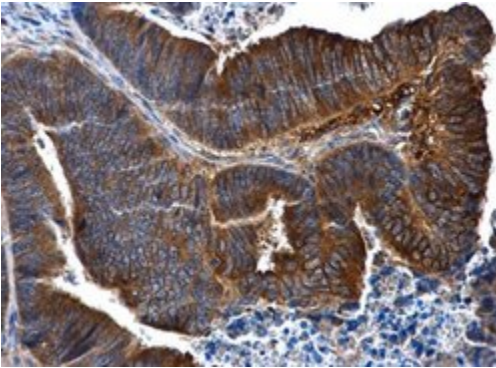


Costained with Hoechst 33342



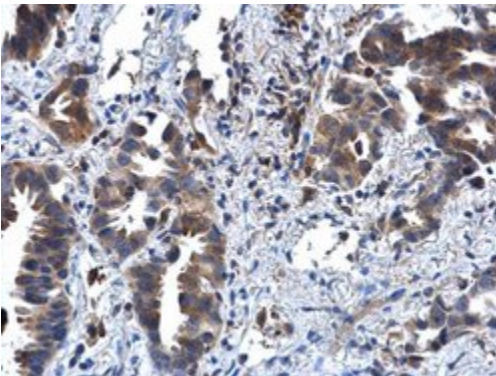
IL1R2 Antibody (PA5-21974) in IHC (P)

Immunohistochemistry (Paraffin) analysis of IL1R2 was performed in paraffin-embedded human colon cancer tissue using IL1R2 Polyclonal Antibody (Product # PA5-21974) at a dilution of 1:500.



IL1R2 Antibody (PA5-21974) in IHC (P)

Immunohistochemistry (Paraffin) analysis of IL1R2 was performed in paraffin-embedded human lung cancer tissue using IL1R2 Polyclonal Antibody (Product # PA5-21974) at a dilution of 1:500.



[View more figures on thermofisher.com](https://www.thermofisher.com)

For Research Use Only. Not for use in diagnostic procedures. Not for resale without express authorization. Products are warranted to operate or perform substantially in conformance with published Product specifications in effect at the time of sale, as set forth in the Production documentation, specifications and/or accompanying package inserts ("Documentation"). No claim of suitability for use in applications regulated by FDA is made. The warranty provided herein is valid only when used by properly trained individuals. Unless otherwise stated in the Documentation, this warranty is limited to one year from date of shipment when the Product is subjected to normal, proper and intended usage. This warranty does not extend to anyone other than the Buyer. Any model or sample furnished to Buyer is merely illustrative of the general type and quality of goods and does not represent that any Product will conform to such model or sample. NO OTHER WARRANTIES, EXPRESS OR IMPLIED, ARE GRANTED INCLUDING WITHOUT LIMITATION, IMPLIED WARRANTIES OF MERCHANTABILITY, FITNESS FOR ANY PARTICULAR PURPOSE, OR NON INFRINGEMENT. BUYER'S EXCLUSIVE REMEDY FOR NON-CONFORMING PRODUCTS DURING THE WARRANTY PERIOD IS LIMITED TO REPAIR, REPLACEMENT OF OR REFUND FOR THE NON-CONFORMING PRODUCT(S) AT SELLER'S SOLE OPTION. THERE IS NO OBLIGATION TO REPAIR, REPLACE OR REFUND FOR PRODUCTS AS THE RESULT OF (I) ACCIDENT, DISASTER OR EVENT OF FORCE MAJEURE, (II) MISUSE, FAULT OR NEGLIGENCE OF OR BY BUYER, (III) USE OF THE PRODUCTS IN A MANNER FOR WHICH THEY WERE NOT DESIGNED, OR (IV) IMPROPER STORAGE AND HANDLING OF THE PRODUCTS. Unless otherwise expressly stated on the Product or in the documentation accompanying the Product, the Product is intended for research only and is not to be used for any other purpose, including without limitation, unauthorized commercial uses, in vitro diagnostic uses, ex vivo or in vivo therapeutic uses, or any type of consumption by or application to human or animals.