

PEX19 Polyclonal Antibody

Product Details	
Size	100 µL
Species Reactivity	Human, Mouse, Rat
Host/Isotype	Rabbit / IgG
Class	Polyclonal
Type	Antibody
Conjugate	Unconjugated
Immunogen	Recombinant fragment corresponding to a region within amino acids 1 and 299 of PEX19 (Uniprot ID#P40855)
Form	Liquid
Concentration	1.01 mg/mL
Purification	Antigen affinity chromatography
Storage buffer	PBS, pH 7, with 20% glycerol
Contains	0.025% ProClin 300
Storage conditions	Store at 4°C short term. For long term storage, store at -20°C, avoiding freeze/thaw cycles.
RRID	AB_11152064

Applications	Tested Dilution	Publications
Western Blot (WB)	1:500-1:20,000	3 Publications
Immunohistochemistry (Paraffin) (IHC (P))	1:100-1:1,000	-
Immunocytochemistry (ICC/IF)	1:100-1:1,000	-

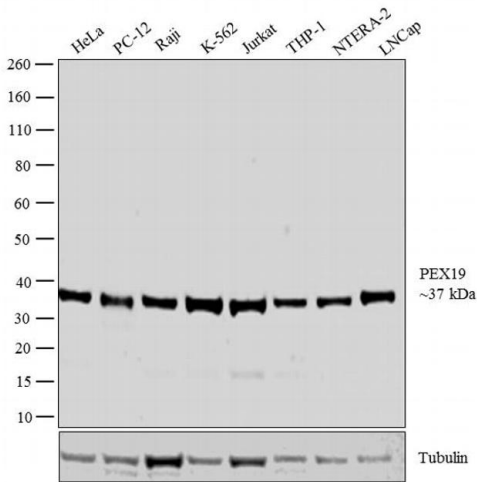
Product Specific Information

Recommended positive controls: Jurkat, Raji, NCI-H929, K562, THP-1, HL-60, mouse liver, PC-12, Rat-2.

Predicted reactivity: Mouse (91%), Rat (93%), Bovine (95%).

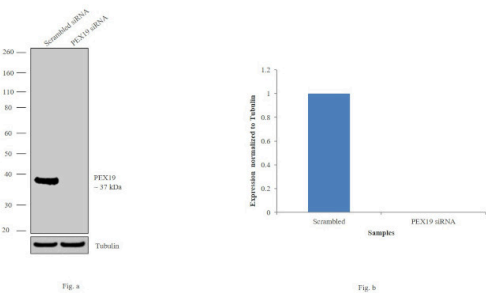
Store product as a concentrated solution. Centrifuge briefly prior to opening the vial.

Product Images For PEX19 Polyclonal Antibody



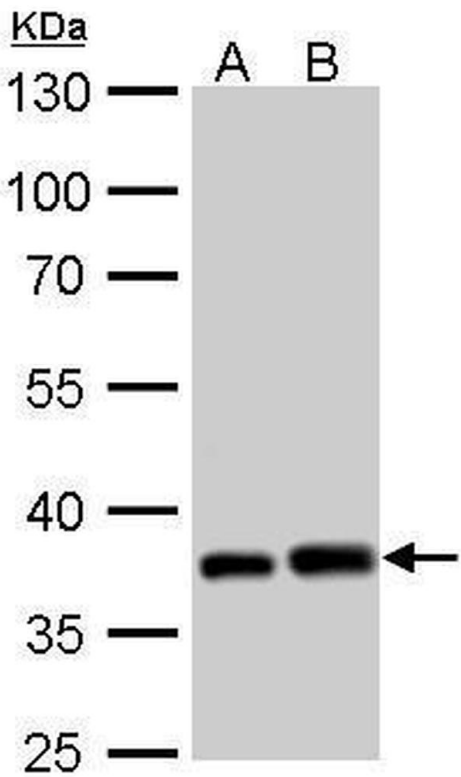
PEX19 Antibody (PA5-22129) in WB

Western blot analysis was performed on membrane enriched extracts (30 µg lysate) of HeLa (Lane 1), PC-12 (Lane 2), Raji (Lane 3), K-562 (Lane 4), Jurkat (Lane 5), THP-1 (Lane 6), NTERA-2 (Lane 7) and LNCap (Lane 8). The blot was probed with Anti- PEX19 Polyclonal Antibody (Product # PA5-22129, 1 µg/mL) and detected by chemiluminescence using Goat anti Rabbit IgG (Heavy Chain) Superclonal™ Secondary Antibody, HRP conjugate (Product # A27036, 0.25 µg /mL, 1:4,000 dilution). A 37 kDa band corresponding to PEX19 was detected across the cell lines tested.



PEX19 Antibody (PA5-22129)

Antibody specificity was demonstrated by siRNA mediated knockdown of target protein. HeLa cells were transfected with PEX19 siRNA and reduction of signal was observed in Western Blot using PEX19 Polyclonal Antibody (Product # PA5-22129). {KD}



PEX19 Antibody (PA5-22129) in WB

PEX19 Polyclonal Antibody detects PEX19 protein by western blot analysis. A. 30 µg PC-12 whole cell lysate/extract. B. 30 µg Rat-2 whole cell lysate/extract. 10% SDS-PAGE. PEX19 Polyclonal Antibody (Product # PA5-22129) dilution: 1: 1,000. The HRP-conjugated anti-rabbit IgG antibody was used to detect the primary antibody.

View more figures on thermofisher.com

Western Blot (3)

EMBO reports	Year 2018
Dual role of USP30 in controlling basal pexophagy and mitophagy. "Published figure using PEX19 polyclonal antibody (Product # PA5-22129) in Western Blot" Authors: Marcassa E,Kallinos A,Jardine J,Rusilowicz-Jones EV,Martinez A,Kuehl S,Islinger M,Clague MJ,Urbé S	
Scientific reports	Year 2018
The peroxisome biogenesis factors posttranslationally target reticulon homology domain-containing proteins to the endoplasmic reticulum membrane. "Published figure using PEX19 polyclonal antibody (Product # PA5-22129) in Western Blot" Authors: Yamamoto Y,Sakisaka T	

[View more WB references on thermofisher.com](#)

For Research Use Only. Not for use in diagnostic procedures. Not for resale without express authorization. Products are warranted to operate or perform substantially in conformance with published Product specifications in effect at the time of sale, as set forth in the Production documentation, specifications and/or accompanying package inserts ("Documentation"). No claim of suitability for use in applications regulated by FDA is made. The warranty provided herein is valid only when used by properly trained individuals. Unless otherwise stated in the Documentation, this warranty is limited to one year from date of shipment when the Product is subjected to normal, proper and intended usage. This warranty does not extend to anyone other than the Buyer. Any model or sample furnished to Buyer is merely illustrative of the general type and quality of goods and does not represent that any Product will conform to such model or sample. NO OTHER WARRANTIES, EXPRESS OR IMPLIED, ARE GRANTED INCLUDING WITHOUT LIMITATION, IMPLIED WARRANTIES OF MERCHANTABILITY, FITNESS FOR ANY PARTICULAR PURPOSE, OR NON INFRINGEMENT. BUYER'S EXCLUSIVE REMEDY FOR NON-CONFORMING PRODUCTS DURING THE WARRANTY PERIOD IS LIMITED TO REPAIR, REPLACEMENT OF OR REFUND FOR THE NON-CONFORMING PRODUCT(S) AT SELLER'S SOLE OPTION. THERE IS NO OBLIGATION TO REPAIR, REPLACE OR REFUND FOR PRODUCTS AS THE RESULT OF (I) ACCIDENT, DISASTER OR EVENT OF FORCE MAJEURE, (II) MISUSE, FAULT OR NEGLIGENCE OF OR BY BUYER, (III) USE OF THE PRODUCTS IN A MANNER FOR WHICH THEY WERE NOT DESIGNED, OR (IV) IMPROPER STORAGE AND HANDLING OF THE PRODUCTS. Unless otherwise expressly stated on the Product or in the documentation accompanying the Product, the Product is intended for research only and is not to be used for any other purpose, including without limitation, unauthorized commercial uses, in vitro diagnostic uses, ex vivo or in vivo therapeutic uses, or any type of consumption by or application to human or animals.