

Factor IX Polyclonal Antibody

Product Details

Size	100 µL
Species Reactivity	Human, Rat
Host/Isotope	Rabbit / IgG
Class	Polyclonal
Type	Antibody
Conjugate	Unconjugated
Immunogen	Recombinant fragment corresponding to a region within amino acids 217 and 453 of Factor IX (Uniprot ID#P00740)
Form	Liquid
Concentration	0.95 mg/mL
Purification	Antigen affinity chromatography
Storage buffer	PBS, pH 7, with 20% glycerol
Contains	0.025% Proclin 300
Storage Conditions	Store at 4°C short term. For long term storage, store at -20°C, avoiding freeze/thaw cycles.
RRID	AB_11153706

Applications	Tested	Dilution	Published
Immunohistochemistry (Paraffin) (IHC (P))	✓	1:100-1:1000	
Western Blot (WB)	✓	1:500-1:3000	

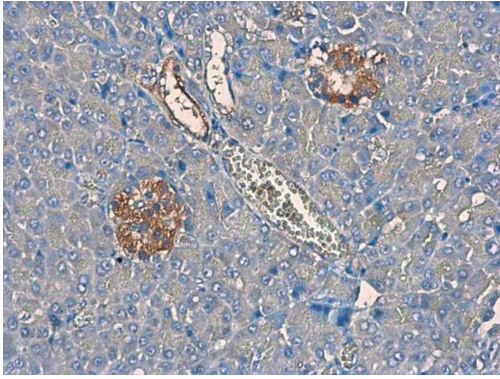
Product Specific Information

PA5-22304 targets Factor IX in IHC (P) and WB applications and shows reactivity with Human samples.

The PA5-22304 immunogen is a recombinant fragment corresponding to a region within amino acids 217 and 453 of Factor IX (Uniprot ID#P00740).

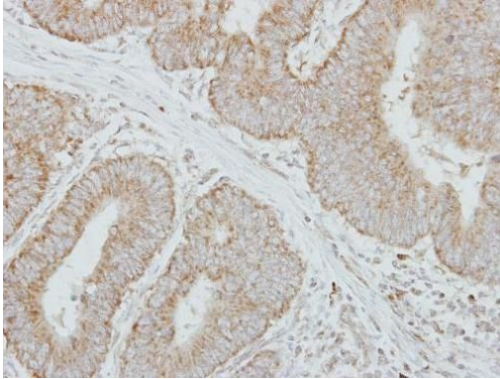
Store product as a concentrated solution. Centrifuge briefly prior to opening the vial. For short-term storage (1-2 weeks), product can be stored at 4°C. For long-term storage, aliquot and store product at -20° C or below, avoiding multiple freeze-thaw cycles.

Product Images For Factor IX Polyclonal Antibody



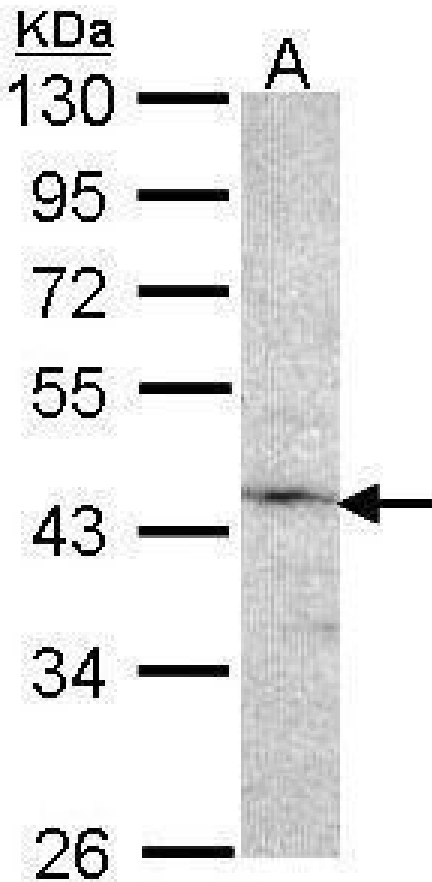
Factor IX Antibody (PA5-22304) in IHC (P)

Immunohistochemical analysis of Factor IX in a paraffin-embedded rat liver tissue using a polyclonal Factor IX antibody (Product # PA5-22304) at a dilution of 1:500.



Factor IX Antibody (PA5-22304) in IHC (P)

Immunohistochemical analysis of Factor IX in paraffin-embedded colon carcinoma using a Factor IX polyclonal antibody (Product # PA5-22304) at a dilution of 1:250.



Factor IX Antibody (PA5-22304) in WB

Western blot analysis of Factor IX using 30 µg of 293T lysate. Samples were loaded onto a 10% SDS-PAGE gel and probed with a Factor IX polyclonal antibody (Product # PA5-22304) at a dilution of 1:1000.

For Research Use Only. Not for use in diagnostic procedures. Not for resale without express authorization. Products are warranted to operate or perform substantially in conformance with published Product specifications in effect at the time of sale, as set forth in the Production documentation, specifications and/or accompanying package inserts ("Documentation"). No claim of suitability for use in applications regulated by FDA is made. The warranty provided herein is valid only when used by properly trained individuals. Unless otherwise stated in the Documentation, this warranty is limited to one year from date of shipment when the Product is subjected to normal, proper and intended usage. This warranty does not extend to anyone other than the Buyer. Any model or sample furnished to Buyer is merely illustrative of the general type and quality of goods and does not represent that any Product will conform to such model or sample. NO OTHER WARRANTIES, EXPRESS OR IMPLIED, ARE GRANTED INCLUDING WITHOUT LIMITATION, IMPLIED WARRANTIES OF MERCHANTABILITY, FITNESS FOR ANY PARTICULAR PURPOSE, OR NON INFRINGEMENT. BUYER'S EXCLUSIVE REMEDY FOR NON-CONFORMING PRODUCTS DURING THE WARRANTY PERIOD IS LIMITED TO REPAIR, REPLACEMENT OF OR REFUND FOR THE NON-CONFORMING PRODUCT(S) AT SELLER'S SOLE OPTION. THERE IS NO OBLIGATION TO REPAIR, REPLACE OR REFUND FOR PRODUCTS AS THE RESULT OF (I) ACCIDENT, DISASTER OR EVENT OF FORCE MAJEURE, (II) MISUSE, FAULT OR NEGLIGENCE OF OR BY BUYER, (III) USE OF THE PRODUCTS IN A MANNER FOR WHICH THEY WERE NOT DESIGNED, OR (IV) IMPROPER STORAGE AND HANDLING OF THE PRODUCTS. Unless otherwise expressly stated on the Product or in the documentation accompanying the Product, the Product is intended for research only and is not to be used for any other purpose, including without limitation, unauthorized commercial uses, in vitro diagnostic uses, ex vivo or in vivo therapeutic uses, or any type of consumption by or application to human or animals.