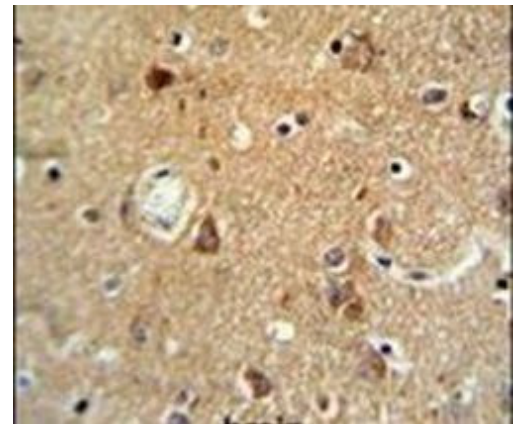


# Oxytocin Polyclonal Antibody

Product Details	
Size	400 µL
Species Reactivity	Human
Published Species	Bovine
Host/Isotype	Rabbit / IgG
Class	Polyclonal
Type	Antibody
Conjugate	Unconjugated
Immunogen	KLH conjugated synthetic peptide between 11-40 amino acids from the central region of human NEU1
Form	Liquid
Concentration	2 mg/mL
Purification	Ammonium sulfate precipitation, Size-exclusion - Dialysis
Storage buffer	PBS
Contains	0.09% sodium azide
Storage conditions	-20° C, Avoid Freeze/Thaw Cycles
RRID	AB_2544201

Applications	Tested Dilution	Publications
Western Blot (WB)	1:1,000	-
Immunohistochemistry (IHC)	-	1 Publication
Immunohistochemistry (Paraffin) (IHC (P))	1:50-1:100	-
Flow Cytometry (Flow)	1:10-1:50	-

## Product Images For Oxytocin Polyclonal Antibody




**Oxytocin Antibody (PA5-26701) in IHC (P)**

Immunohistochemistry analysis in formalin-fixed, paraffin-embedded brain tissue using a NEU1 polyclonal antibody (Product # PA5-26701), followed by HRP-conjugated secondary antibody and DAB

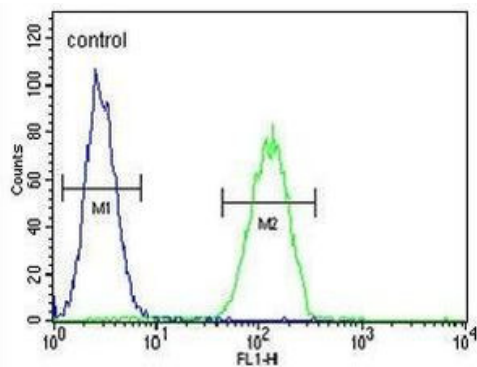
### Oxytocin Antibody (PA5-26701) in WB

Western blot analysis using a NEU1 polyclonal antibody (Product # PA5-26701) in MDA-MB231 cell lysates (35 µg per lane).



### Oxytocin Antibody (PA5-26701) in Flow

Flow cytometry analysis of MDA-MB231 cells using a NEU1 polyclonal antibody (Product # PA5-26701) (right) compared to a negative control cell (left) at a dilution of 1:10-50, followed by a FITC-conjugated goat anti-rabbit antibody



Immunohistochemistry (1)

Animals : an open access journal from MDPI	Year 2019
Environment and Behavior: Neurochemical Effects of Different Diets in the Calf Brain.	Species Bovine
"PA5-26701 was used in Immunohistochemistry to support the importance of maintaining a nutritional lifestyle similar to that occurring in natural conditions."	Dilution 1:100
Authors: Peli A,Grandis A,Tassinari M,Famigli Bergamini P,Tagliavia C,Roccaro M,Bombardi C	

For Research Use Only. Not for use in diagnostic procedures. Not for resale without express authorization. Products are warranted to operate or perform substantially in conformance with published Product specifications in effect at the time of sale, as set forth in the Production documentation, specifications and/or accompanying package inserts ("Documentation"). No claim of suitability for use in applications regulated by FDA is made. The warranty provided herein is valid only when used by properly trained individuals. Unless otherwise stated in the Documentation, this warranty is limited to one year from date of shipment when the Product is subjected to normal, proper and intended usage. This warranty does not extend to anyone other than the Buyer. Any model or sample furnished to Buyer is merely illustrative of the general type and quality of goods and does not represent that any Product will conform to such model or sample. NO OTHER WARRANTIES, EXPRESS OR IMPLIED, ARE GRANTED INCLUDING WITHOUT LIMITATION, IMPLIED WARRANTIES OF MERCHANTABILITY, FITNESS FOR ANY PARTICULAR PURPOSE, OR NON INFRINGEMENT. BUYER'S EXCLUSIVE REMEDY FOR NON-CONFORMING PRODUCTS DURING THE WARRANTY PERIOD IS LIMITED TO REPAIR, REPLACEMENT OF OR REFUND FOR THE NON-CONFORMING PRODUCT(S) AT SELLER'S SOLE OPTION. THERE IS NO OBLIGATION TO REPAIR, REPLACE OR REFUND FOR PRODUCTS AS THE RESULT OF (I) ACCIDENT, DISASTER OR EVENT OF FORCE MAJEURE, (II) MISUSE, FAULT OR NEGLIGENCE OF OR BY BUYER, (III) USE OF THE PRODUCTS IN A MANNER FOR WHICH THEY WERE NOT DESIGNED, OR (IV) IMPROPER STORAGE AND HANDLING OF THE PRODUCTS. Unless otherwise expressly stated on the Product or in the documentation accompanying the Product, the Product is intended for research only and is not to be used for any other purpose, including without limitation, unauthorized commercial uses, in vitro diagnostic uses, ex vivo or in vivo therapeutic uses, or any type of consumption by or application to human or animals.