

CD142 Polyclonal Antibody

Product Details	
Size	100 µL
Species Reactivity	Human
Published Species	Human
Host/Isotype	Rabbit / IgG
Class	Polyclonal
Type	Antibody
Conjugate	Unconjugated
Immunogen	Recombinant fragment corresponding to a region within amino acids 10 and 295 of Human Tissue factor
Form	Liquid
Concentration	0.1 mg/mL
Purification	Antigen affinity chromatography
Storage buffer	PBS, pH 7, with 20% glycerol, 1% BSA
Contains	0.025% ProClin 300
Storage conditions	Store at 4°C short term. For long term storage, store at -20°C, avoiding freeze/thaw cycles.
RRID	AB_2544754

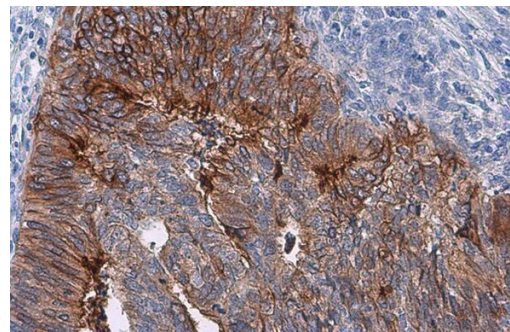
Applications	Tested Dilution	Publications
Western Blot (WB)	1:500-1:3,000	-
Immunohistochemistry (Paraffin) (IHC (P))	1:100-1:1,000	1 Publication

Product Specific Information

Recommended positive controls: A431, HeLa.

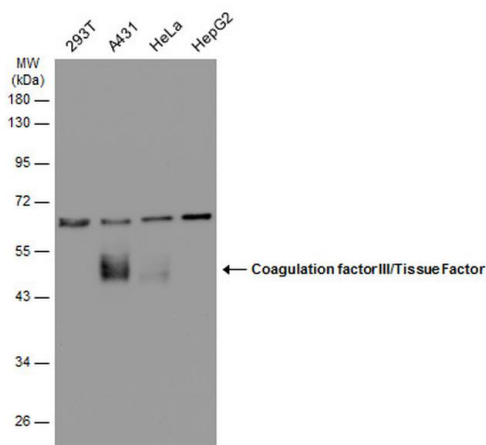
Store product as a concentrated solution. Centrifuge briefly prior to opening the vial.

Product Images For CD142 Polyclonal Antibody



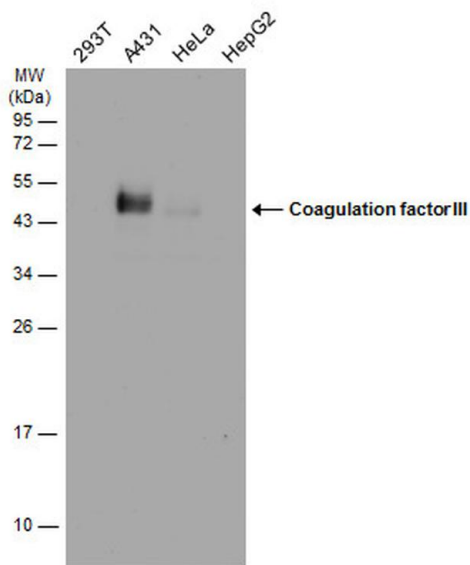
CD142 Antibody (PA5-27278) in IHC (P)

Immunohistochemistry (Paraffin) analysis of CD142 was performed in paraffin-embedded human endometrial carcinoma tissue using CD142 Polyclonal Antibody (Product # PA5-27278) at a dilution of 1:500. Antigen Retrieval: Citrate buffer, pH 6.0, 15 min.



CD142 Antibody (PA5-27278) in WB

Western Blot using CD142 Polyclonal Antibody (Product # PA5-27278). Various whole cell extracts (30 µg) were separated by 10% SDS-PAGE, and the membrane was blotted with CD142 Polyclonal Antibody (Product # PA5-27278) diluted at 1:1,000. The HRP-conjugated anti-rabbit IgG antibody was used to detect the primary antibody.



CD142 Antibody (PA5-27278) in WB

Western Blot analysis of CD142 was performed by separating 30 µg of various whole cell extracts by 12% SDS-PAGE. Proteins were transferred to a membrane and probed with a CD142 Polyclonal Antibody (Product # PA5-27278) at a dilution of 1:1000 and a HRP-conjugated anti-rabbit IgG secondary antibody.

Immunohistochemistry (Paraffin) (1)

Nanoscale		Year 2017
Tissue factor-specific ultra-bright SERRS nanostars for Raman detection of pulmonary micrometastases.		Species Human
"PA527278 was used in immunohistochemistry - paraffin section to describe a novel application of 'surface enhanced resonance Raman scattering nanoparticles' for imaging breast cancer lung metastases"		Dilution 1 µg/ml
Authors: Nayak TR,Andreou C,Oseledchyk A,Marcus WD,Wong HC,Massagué J,Kircher MF		

For Research Use Only. Not for use in diagnostic procedures. Not for resale without express authorization. Products are warranted to operate or perform substantially in conformance with published Product specifications in effect at the time of sale, as set forth in the Production documentation, specifications and/or accompanying package inserts ("Documentation"). No claim of suitability for use in applications regulated by FDA is made. The warranty provided herein is valid only when used by properly trained individuals. Unless otherwise stated in the Documentation, this warranty is limited to one year from date of shipment when the Product is subjected to normal, proper and intended usage. This warranty does not extend to anyone other than the Buyer. Any model or sample furnished to Buyer is merely illustrative of the general type and quality of goods and does not represent that any Product will conform to such model or sample. NO OTHER WARRANTIES, EXPRESS OR IMPLIED, ARE GRANTED INCLUDING WITHOUT LIMITATION, IMPLIED WARRANTIES OF MERCHANTABILITY, FITNESS FOR ANY PARTICULAR PURPOSE, OR NON-INFRINGEMENT. BUYER'S EXCLUSIVE REMEDY FOR NON-CONFORMING PRODUCTS DURING THE WARRANTY PERIOD IS LIMITED TO REPAIR, REPLACEMENT OF OR REFUND FOR THE NON-CONFORMING PRODUCT(S) AT SELLER'S SOLE OPTION. THERE IS NO OBLIGATION TO REPAIR, REPLACE OR REFUND FOR PRODUCTS AS THE RESULT OF (I) ACCIDENT, DISASTER OR EVENT OF FORCE MAJEURE, (II) MISUSE, FAULT OR NEGLIGENCE OF OR BY BUYER, (III) USE OF THE PRODUCTS IN A MANNER FOR WHICH THEY WERE NOT DESIGNED, OR (IV) IMPROPER STORAGE AND HANDLING OF THE PRODUCTS. Unless otherwise expressly stated on the Product or in the documentation accompanying the Product, the Product is intended for research only and is not to be used for any other purpose, including without limitation, unauthorized commercial uses, in vitro diagnostic uses, ex vivo or in vivo therapeutic uses, or any type of consumption by or application to human or animals.