

MEF2A Polyclonal Antibody

Product Details	
Size	100 µL
Species Reactivity	Human, Mouse, Rat, Zebrafish
Host/Isotope	Rabbit / IgG
Class	Polyclonal
Type	Antibody
Conjugate	Unconjugated
Immunogen	Recombinant fragment corresponding to a region within amino acids 1 and 165 of Human MEF2A
Form	Liquid
Concentration	0.77 mg/mL
Purification	Antigen affinity chromatography
Storage buffer	0.1M tris glycine, pH 7, with 10% glycerol
Contains	0.01% thimerosal
Storage Conditions	Store at 4°C short term. For long term storage, store at -20°C, avoiding freeze/thaw cycles.
RRID	AB_2544820

Applications	Tested Dilution	Publications
Immunocytochemistry (ICC)	1:100-1:1000	-
Immunofluorescence (IF)	1:100-1:1000	-
Immunohistochemistry - Free Floating (IHC (Free))	1:100-1:500	-
Western Blot (WB)	1:500-1:3000	-

Product Specific Information

Recommended positive controls: HeLa.

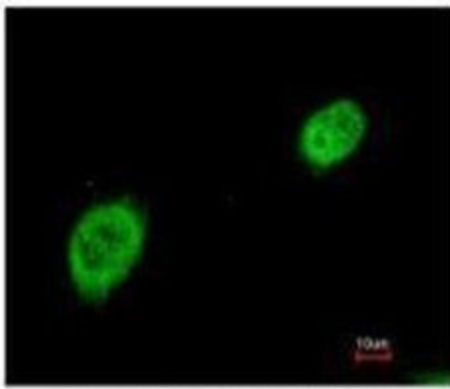
Predicted reactivity: Mouse (100%), Rat (100%), Pig (99%), Bovine (100%).

Store product as a concentrated solution. Centrifuge briefly prior to opening the vial.

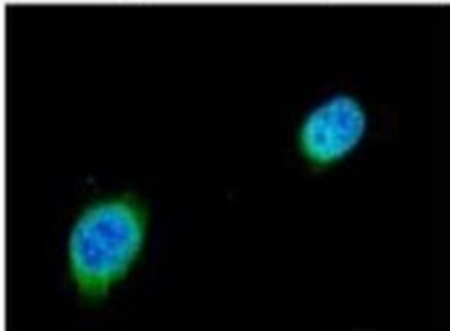
Product Images For MEF2A Polyclonal Antibody

MEF2A Antibody (PA5-27344) in IF

Immunofluorescent analysis of MEF2A in paraformaldehyde-fixed HeLa cells using a MEF2A polyclonal antibody (Product # PA5-27344) at a 1:200 dilution.

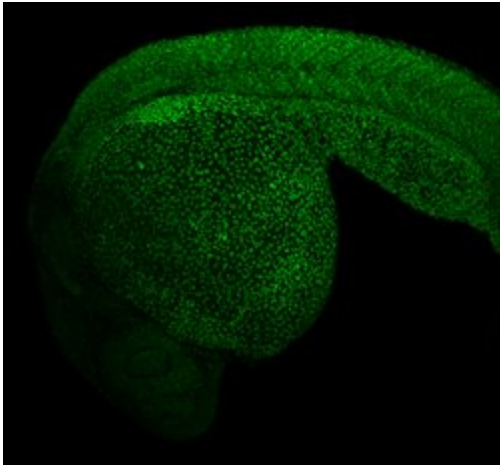


Merged with DNA probe



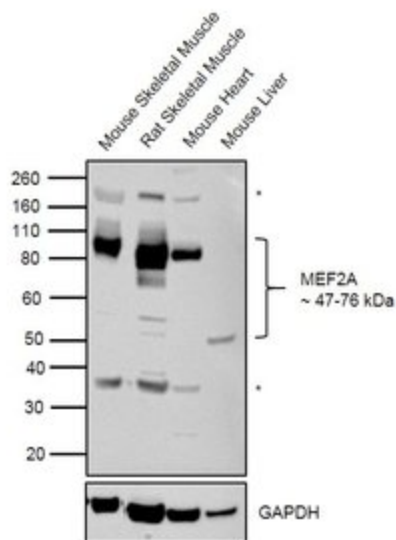
MEF2A Antibody (PA5-27344) in IHC (Free)

Immunohistochemistry (Free Floating) analysis of MEF2A was performed on paraformaldehyde-fixed 1 day-post-fertilization zebrafish embryo. Green: MEF2A was stained with MEF2A Polyclonal Antibody (Product # PA5-27344) diluted at 1:100.



MEF2A Antibody (PA5-27344) in WB

Western blot was performed using Anti-MEF2A Rabbit Polyclonal Antibody (Product # PA5-27344) and 47-76 kDa bands corresponding to canonical as well as SUMOylated MEF2A isoforms were observed in tissues tested except Mouse Liver which is reported to be negative. Uncharacterized bands (*) were observed at around 38 kDa and 200 kDa. Whole cell extracts (30 µg lysate) of Mouse Skeletal Muscle (Lane 1), Rat Skeletal muscle (Lane 2), Mouse Heart (Lane 3) and Mouse Liver (Lane 4) were electrophoresed using Novex® NuPAGE® 4-12% Bis-Tris Protein Gel (Product # NP0322BOX). Resolved proteins were then transferred onto a nitrocellulose membrane (Product # IB23001) by iBlot® 2 Dry Blotting System (Product # IB21001). The blot was probed with the primary antibody (1:1000 dilution) and detected by Goat anti-Rabbit IgG (H+L) Superclonal™ Recombinant Secondary Antibody, HRP (Product # A27036, 1:4000 dilution) using the iBright FL 1000 (Product # A32752). Chemiluminescent detection was performed using Novex® ECL Chemiluminescent Substrate Reagent Kit (Product # WP20005)..



[View more figures on thermofisher.com](https://www.thermofisher.com)

For Research Use Only. Not for use in diagnostic procedures. Not for resale without express authorization. Products are warranted to operate or perform substantially in conformance with published Product specifications in effect at the time of sale, as set forth in the Production documentation, specifications and/or accompanying package inserts ("Documentation"). No claim of suitability for use in applications regulated by FDA is made. The warranty provided herein is valid only when used by properly trained individuals. Unless otherwise stated in the Documentation, this warranty is limited to one year from date of shipment when the Product is subjected to normal, proper and intended usage. This warranty does not extend to anyone other than the Buyer. Any model or sample furnished to Buyer is merely illustrative of the general type and quality of goods and does not represent that any Product will conform to such model or sample. NO OTHER WARRANTIES, EXPRESS OR IMPLIED, ARE GRANTED INCLUDING WITHOUT LIMITATION, IMPLIED WARRANTIES OF MERCHANTABILITY, FITNESS FOR ANY PARTICULAR PURPOSE, OR NON INFRINGEMENT. BUYER'S EXCLUSIVE REMEDY FOR NON-CONFORMING PRODUCTS DURING THE WARRANTY PERIOD IS LIMITED TO REPAIR, REPLACEMENT OF OR REFUND FOR THE NON-CONFORMING PRODUCT(S) AT SELLER'S SOLE OPTION. THERE IS NO OBLIGATION TO REPAIR, REPLACE OR REFUND FOR PRODUCTS AS THE RESULT OF (I) ACCIDENT, DISASTER OR EVENT OF FORCE MAJEURE, (II) MISUSE, FAULT OR NEGLIGENCE OF OR BY BUYER, (III) USE OF THE PRODUCTS IN A MANNER FOR WHICH THEY WERE NOT DESIGNED, OR (IV) IMPROPER STORAGE AND HANDLING OF THE PRODUCTS. Unless otherwise expressly stated on the Product or in the documentation accompanying the Product, the Product is intended for research only and is not to be used for any other purpose, including without limitation, unauthorized commercial uses, in vitro diagnostic uses, ex vivo or in vivo therapeutic uses, or any type of consumption by or application to human or animals.