

MCL-1 Polyclonal Antibody

Product Details	
Size	100 µL
Species Reactivity	Human, Mouse
Host/Isotype	Rabbit / IgG
Class	Polyclonal
Type	Antibody
Conjugate	Unconjugated
Immunogen	Recombinant fragment corresponding to a region within amino acids 119 and 347 of Human MCL1
Form	Liquid
Concentration	1.02 mg/mL
Purification	Antigen affinity chromatography
Storage buffer	PBS, pH 7, with 20% glycerol
Contains	0.025% Proclin 300
Storage Conditions	Store at 4°C short term. For long term storage, store at -20°C, avoiding freeze/thaw cycles.
RRID	AB_2545073

Applications	Tested Dilution	Publications
Western Blot (WB)	1:500-1:3000	1 Publication
Immunohistochemistry (IHC)	Assay Dependent	-
Immunohistochemistry (Paraffin) (IHC (P))	1:100-1:1000	-
Immunocytochemistry (ICC/IF)	1:100-1:1000	1 Publication

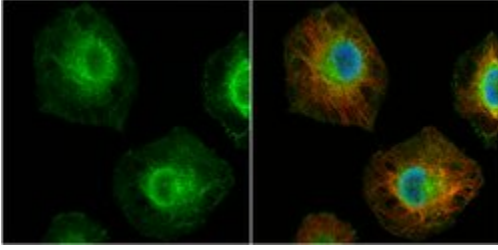
Product Specific Information

Recommended positive controls: Raji, NCI-H929.

Predicted reactivity: Mouse (88%), Rat (91%), Dog (94%), Cat (94%), Pig (96%), Rhesus Monkey (99%), Bovine (93%).

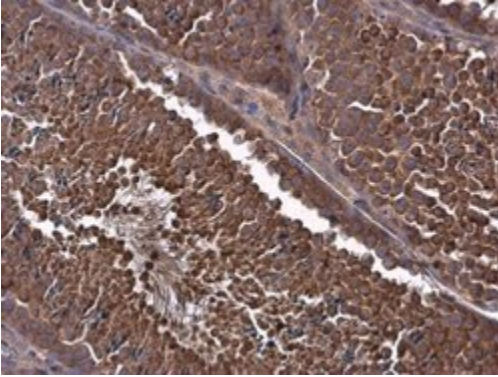
Store product as a concentrated solution. Centrifuge briefly prior to opening the vial.

Product Images For MCL-1 Polyclonal Antibody



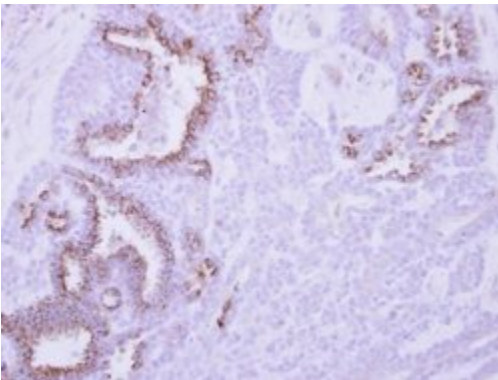
MCL-1 Antibody (PA5-27597) in ICC/IF

Immunocytochemistry-Immunofluorescence analysis of MCL1 was performed in HeLa cells fixed in 4% paraformaldehyde at RT for 15 min. Green: MCL1 Polyclonal Antibody (Product # PA5-27597) diluted at 1:200. Red: alpha Tubulin, a cytoskeleton marker. Blue: Hoechst 33342 staining.



MCL-1 Antibody (PA5-27597) in IHC (P)

Immunohistochemical analysis of MCL1 in paraffin-embedded mouse testis tissue using a polyclonal MCL1 antibody (Product # PA5-27597) at a dilution of 1:500.



MCL-1 Antibody (PA5-27597) in IHC (P)

Immunohistochemical analysis of MCL1 in paraffin-embedded breast carcinoma using a MCL1 polyclonal antibody (Product # PA5-27597) at a dilution of 1:250.

[View more figures on thermofisher.com](https://www.thermofisher.com)

Western Blot (1)

Oncotarget

Induction of apoptosis and suppression of tumor growth by Nur77-derived Bcl-2 converting peptide in chemoresistant lung cancer cells.

"Published figure using MCL1 polyclonal antibody (Product # PA5-27597) in Western Blot"

Authors: Pearce MC, Gamble JT, Koppurapu PR, O'Donnell EF, Mueller MJ, Jang HS, Greenwood JA, Satterthwait AC, Tanguay RL, Zhang XK, Kolluri SK

Species
Not Applicable

Dilution
Not Cited

Year
2018

Immunocytochemistry (1)

Stem cells (Dayton, Ohio)

Bcl2-Expressing Quiescent Type B Neural Stem Cells in the Ventricular-Subventricular Zone Are Resistant to Concurrent Temozolomide/X-Irradiation.

"Published figure using MCL-1 polyclonal antibody (Product # PA5-27597) in Immunocytochemistry"

Authors: Cameron BD, Traver G, Roland JT, Brockman AA, Dean D, Johnson L, Boyd K, Ihrie RA, Freeman ML

Species
Not Applicable

Dilution
Not Cited

Year
2019

For Research Use Only. Not for use in diagnostic procedures. Not for resale without express authorization. Products are warranted to operate or perform substantially in conformance with published Product specifications in effect at the time of sale, as set forth in the Production documentation, specifications and/or accompanying package inserts ("Documentation"). No claim of suitability for use in applications regulated by FDA is made. The warranty provided herein is valid only when used by properly trained individuals. Unless otherwise stated in the Documentation, this warranty is limited to one year from date of shipment when the Product is subjected to normal, proper and intended usage. This warranty does not extend to anyone other than the Buyer. Any model or sample furnished to Buyer is merely illustrative of the general type and quality of goods and does not represent that any Product will conform to such model or sample. NO OTHER WARRANTIES, EXPRESS OR IMPLIED, ARE GRANTED INCLUDING WITHOUT LIMITATION, IMPLIED WARRANTIES OF MERCHANTABILITY, FITNESS FOR ANY PARTICULAR PURPOSE, OR NON INFRINGEMENT. BUYER'S EXCLUSIVE REMEDY FOR NON-CONFORMING PRODUCTS DURING THE WARRANTY PERIOD IS LIMITED TO REPAIR, REPLACEMENT OF OR REFUND FOR THE NON-CONFORMING PRODUCT(S) AT SELLER'S SOLE OPTION. THERE IS NO OBLIGATION TO REPAIR, REPLACE OR REFUND FOR PRODUCTS AS THE RESULT OF (I) ACCIDENT, DISASTER OR EVENT OF FORCE MAJEURE, (II) MISUSE, FAULT OR NEGLIGENCE OF OR BY BUYER, (III) USE OF THE PRODUCTS IN A MANNER FOR WHICH THEY WERE NOT DESIGNED, OR (IV) IMPROPER STORAGE AND HANDLING OF THE PRODUCTS. Unless otherwise expressly stated on the Product or in the documentation accompanying the Product, the Product is intended for research only and is not to be used for any other purpose, including without limitation, unauthorized commercial uses, in vitro diagnostic uses, ex vivo or in vivo therapeutic uses, or any type of consumption by or application to human or animals.