

Profilin 1 Polyclonal Antibody

Product Details	
Size	100 µL
Species Reactivity	Human, Mouse, Rat
Host/Isotope	Rabbit / IgG
Class	Polyclonal
Type	Antibody
Conjugate	Unconjugated
Immunogen	Recombinant fragment corresponding to a region within amino acids 1 and 140 of Human Profilin 1
Form	Liquid
Concentration	0.56 mg/mL
Purification	Antigen affinity chromatography
Storage buffer	PBS, pH 7, with 1% BSA, 20% glycerol
Contains	0.01% thimerosal
Storage Conditions	Store at 4°C short term. For long term storage, store at -20°C, avoiding freeze/thaw cycles.
RRID	AB_2545088

Applications	Tested Dilution	Publications
Immunocytochemistry (ICC)	1:100	-
Immunofluorescence (IF)	1:100	-
Immunohistochemistry (Paraffin) (IHC (P))	1:100-1:1000	-
Western Blot (WB)	1:500-1:3000	-

Product Specific Information

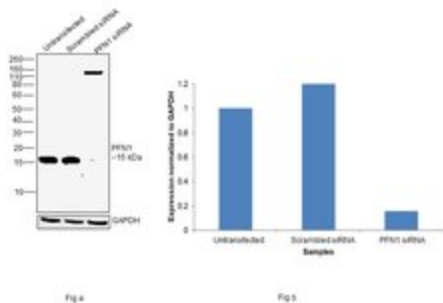
Recommended positive controls: 293T, A431, HeLa, HepG2, mouse spleen, Rat spleen.

Predicted reactivity: Mouse (95%), Rat (95%), Pig (94%), Bovine (93%).

Store product as a concentrated solution. Centrifuge briefly prior to opening the vial.

Profilin 1 Antibody (PA5-27612)

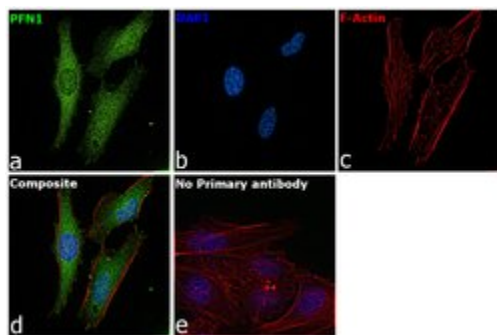
Antibody specificity was demonstrated by siRNA mediated knockdown of target protein. HeLa cells were transfected with Profilin 1 siRNA and decrease in signal intensity was observed in Western Blot application using Anti-Profilin 1 Polyclonal Antibody (Product # PA5-27612). Knockdown validation info.



Product Images For Profilin 1 Polyclonal Antibody

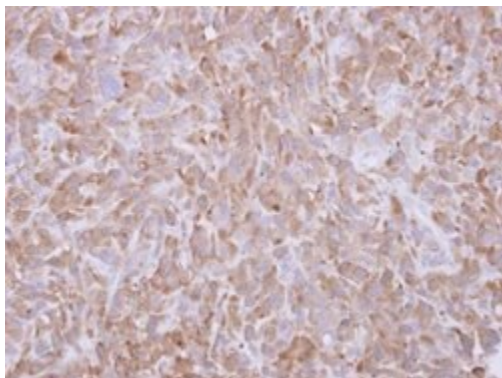
Profilin 1 Antibody (PA5-27612) in ICC

Immunofluorescence analysis of Profilin 1 was performed using 70% confluent log phase HeLa cells. The cells were fixed with 4% paraformaldehyde for 10 minutes, permeabilized with 0.1% Triton™ X-100 for 15 minutes, and blocked with 2% BSA for 45 minutes at room temperature. The cells were labeled with Profilin 1 Polyclonal Antibody (Product # PA5-27612) at 1:100 dilution in 0.1% BSA, incubated at 4 degree celsius overnight and then labeled with Goat anti-Rabbit IgG (H+L) Superclonal™ Recombinant Secondary Antibody, Alexa Fluor® 488 conjugate (Product # A27034), (1:2000 dilution), for 45 minutes at room temperature (Panel a: Green). Nuclei (Panel b:Blue) were stained with ProLong™ Diamond Antifade Mountant with DAPI (Product # P36962). F-actin (Panel c: Red) was stained with Rhodamine Phalloidin (Product # R415, 1:300 dilution). Panel d represents the merged image showing cytoplasm, cytoskeleton, nucleus localization. Panel e represents control cells with no primary antibody to assess background. The images were captured at 60X magnification.



Profilin 1 Antibody (PA5-27612) in IHC (P)

Immunohistochemical analysis of Profilin 1 in paraffin-embedded MDA-MB-231 xenograft using a Profilin 1 polyclonal antibody (Product # PA5-27612) at a dilution of 1:500.



View more figures on thermofisher.com

For Research Use Only. Not for use in diagnostic procedures. Not for resale without express authorization. Products are warranted to operate or perform substantially in conformance with published Product specifications in effect at the time of sale, as set forth in the Production documentation, specifications and/or accompanying package inserts ("Documentation"). No claim of suitability for use in applications regulated by FDA is made. The warranty provided herein is valid only when used by properly trained individuals. Unless otherwise stated in the Documentation, this warranty is limited to one year from date of shipment when the Product is subjected to normal, proper and intended usage. This warranty does not extend to anyone other than the Buyer. Any model or sample furnished to Buyer is merely illustrative of the general type and quality of goods and does not represent that any Product will conform to such model or sample. NO OTHER WARRANTIES, EXPRESS OR IMPLIED, ARE GRANTED INCLUDING WITHOUT LIMITATION, IMPLIED WARRANTIES OF MERCHANTABILITY, FITNESS FOR ANY PARTICULAR PURPOSE, OR NON INFRINGEMENT. BUYER'S EXCLUSIVE REMEDY FOR NON-CONFORMING PRODUCTS DURING THE WARRANTY PERIOD IS LIMITED TO REPAIR, REPLACEMENT OF OR REFUND FOR THE NON-CONFORMING PRODUCT(S) AT SELLER'S SOLE OPTION. THERE IS NO OBLIGATION TO REPAIR, REPLACE OR REFUND FOR PRODUCTS AS THE RESULT OF (I) ACCIDENT, DISASTER OR EVENT OF FORCE MAJEURE, (II) MISUSE, FAULT OR NEGLIGENCE OF OR BY BUYER, (III) USE OF THE PRODUCTS IN A MANNER FOR WHICH THEY WERE NOT DESIGNED, OR (IV) IMPROPER STORAGE AND HANDLING OF THE PRODUCTS. Unless otherwise expressly stated on the Product or in the documentation accompanying the Product, the Product is intended for research only and is not to be used for any other purpose, including without limitation, unauthorized commercial uses, in vitro diagnostic uses, ex vivo or in vivo therapeutic uses, or any type of consumption by or application to human or animals.