

# GABPA Polyclonal Antibody

Product Details	
Size	100 µL
Species Reactivity	Human
Published Species	Human
Host/Isotype	Rabbit / IgG
Class	Polyclonal
Type	Antibody
Conjugate	Unconjugated
Immunogen	Recombinant fragment corresponding to a region within amino acids 111 and 311 of Human GABPA
Form	Liquid
Concentration	0.33 mg/mL
Purification	Antigen affinity chromatography
Storage buffer	PBS, pH 7, with 1% BSA, 20% glycerol
Contains	0.025% ProClin 300
Storage conditions	Store at 4°C short term. For long term storage, store at -20°C, avoiding freeze/thaw cycles.
RRID	AB_2545211

Applications	Tested Dilution	Publications
Western Blot (WB)	1:500-1:3,000	1 Publication
Immunohistochemistry (Paraffin) (IHC (P))	Assay-dependent	-
Immunocytochemistry (ICC/IF)	1:100-1:1,000	-
Immunoprecipitation (IP)	1:100-1:500	-
ChIP assay (ChIP)	-	1 Publication

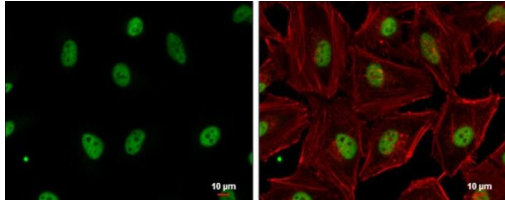
## Product Specific Information

Recommended positive controls: 293T, A431, HeLa, HepG2.

Predicted reactivity: Mouse (97%), Rat (99%), Xenopus laevis (82%), Chicken (86%), Rhesus Monkey (100%), Bovine (99%).

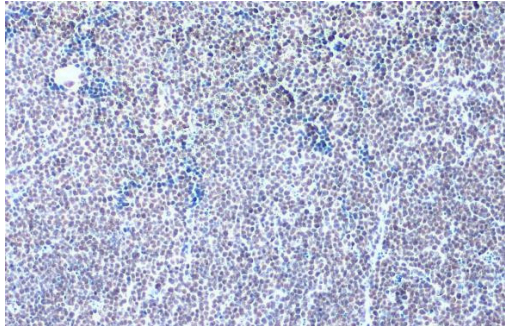
Store product as a concentrated solution. Centrifuge briefly prior to opening the vial.

Product Images For GABPA Polyclonal Antibody



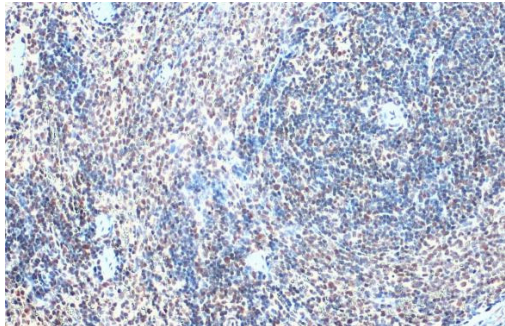
**GABPA Antibody (PA5-27735) in ICC/IF**

Immunocytochemistry-Immunofluorescence analysis of GABPA was performed in HeLa cells fixed in 4% paraformaldehyde at RT for 15 min. Green: GABPA Polyclonal Antibody (Product # PA5-27735) diluted at 1:1000. Red: phalloidin, a cytoskeleton marker. Blue: Hoechst 33342 staining. Scale bar = 10 µm.



**GABPA Antibody (PA5-27735) in IHC (P)**

GABPA Polyclonal Antibody detects GABPA protein at nucleus by immunohistochemical analysis. Sample: Paraffin-embedded mouse lymph node. GABPA stained by GABPA Polyclonal Antibody (Product # PA5-27735) diluted at 1:500. Antigen Retrieval: Citrate buffer, pH 6.0, 15 min.



**GABPA Antibody (PA5-27735) in IHC (P)**

GABPA Polyclonal Antibody detects GABPA protein at nucleus by immunohistochemical analysis. Sample: Paraffin-embedded rat spleen. GABPA stained by GABPA Polyclonal Antibody (Product # PA5-27735) diluted at 1:500. Antigen Retrieval: Citrate buffer, pH 6.0, 15 min.

[View more figures on thermofisher.com](#)

Western Blot (1)

Molecular cell	Year 2019
<b>KDM3A Senses Oxygen Availability to Regulate PGC-1-Mediated Mitochondrial Biogenesis.</b>	Species Human
"PA5-27735 was used in Western Blot to investigate how peroxisome proliferator-activated receptor gamma coactivator-1 alpha (PGC-1), which plays a critical role in mitochondrial biogenesis and oxidative metabolism, is regulated in response to oxygen availability."	
Authors: Qian X,Li X,Shi Z,Bai X,Xia Y,Zheng Y,Xu D,Chen F,You Y,Fang J,Hu Z,Zhou Q,Lu Z	

ChIP assay (1)

Scientific reports	Year 2019
<b>Contribution of DNA methylation to the expression of FCGRT in human liver and myocardium.</b>	Species Human
"PA5-27735 was used in Chromatin immunoprecipitation to investigate the presence of DNA methylation in regulatory regions of FCGRT in samples of human liver and myocardium tissue."	
Authors: Cejas RB,Ferguson DC,Quiñones-Lombraña A,Bard JE,Blanco JG	

For Research Use Only. Not for use in diagnostic procedures. Not for resale without express authorization. Products are warranted to operate or perform substantially in conformance with published Product specifications in effect at the time of sale, as set forth in the Production documentation, specifications and/or accompanying package inserts ("Documentation"). No claim of suitability for use in applications regulated by FDA is made. The warranty provided herein is valid only when used by properly trained individuals. Unless otherwise stated in the Documentation, this warranty is limited to one year from date of shipment when the Product is subjected to normal, proper and intended usage. This warranty does not extend to anyone other than the Buyer. Any model or sample furnished to Buyer is merely illustrative of the general type and quality of goods and does not represent that any Product will conform to such model or sample. NO OTHER WARRANTIES, EXPRESS OR IMPLIED, ARE GRANTED INCLUDING WITHOUT LIMITATION, IMPLIED WARRANTIES OF MERCHANTABILITY, FITNESS FOR ANY PARTICULAR PURPOSE, OR NON INFRINGEMENT. BUYER'S EXCLUSIVE REMEDY FOR NON-CONFORMING PRODUCTS DURING THE WARRANTY PERIOD IS LIMITED TO REPAIR, REPLACEMENT OF OR REFUND FOR THE NON-CONFORMING PRODUCT(S) AT SELLER'S SOLE OPTION. THERE IS NO OBLIGATION TO REPAIR, REPLACE OR REFUND FOR PRODUCTS AS THE RESULT OF (I) ACCIDENT, DISASTER OR EVENT OF FORCE MAJEURE, (II) MISUSE, FAULT OR NEGLIGENCE OF OR BY BUYER, (III) USE OF THE PRODUCTS IN A MANNER FOR WHICH THEY WERE NOT DESIGNED, OR (IV) IMPROPER STORAGE AND HANDLING OF THE PRODUCTS. Unless otherwise expressly stated on the Product or in the documentation accompanying the Product, the Product is intended for research only and is not to be used for any other purpose, including without limitation, unauthorized commercial uses, in vitro diagnostic uses, ex vivo or in vivo therapeutic uses, or any type of consumption by or application to human or animals.