

PRKAR2B Polyclonal Antibody

Product Details	
Size	100 µL
Species Reactivity	Human, Mouse, Rat
Published Species	Human
Host/Isotype	Rabbit / IgG
Class	Polyclonal
Type	Antibody
Conjugate	Unconjugated
Immunogen	Recombinant fragment corresponding to a region within amino acids 177 and 391 of Human PKA 2 beta
Form	Liquid
Concentration	0.67 mg/mL
Purification	Antigen affinity chromatography
Storage buffer	0.1M tris glycine, pH 7, with 10% glycerol
Contains	0.01% thimerosal
Storage conditions	Store at 4°C short term. For long term storage, store at -20°C, avoiding freeze/thaw cycles.
RRID	AB_2545742

Applications	Tested Dilution	Publications
Western Blot (WB)	1:500-1:3,000	3 Publications
Immunohistochemistry (Paraffin) (IHC (P))	1:100-1:1,000	-
Immunohistochemistry (Frozen) (IHC (F))	1:100-1:1,000	-
Immunocytochemistry (ICC/IF)	1:100-1:1,000	-


Product Specific Information

Recommended positive controls: HeLa, HepG2, mouse brain, rat brain.

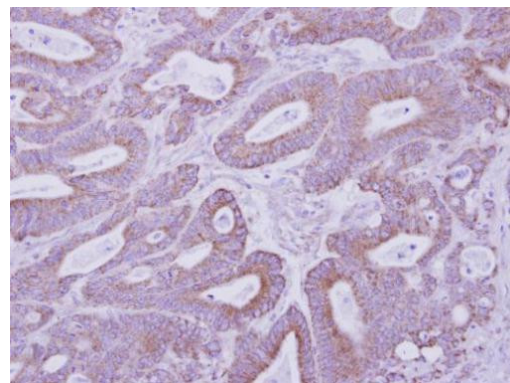
Predicted reactivity: Mouse (97%), Rat (96%), Xenopus laevis (84%), Bovine (99%).

Store product as a concentrated solution. Centrifuge briefly prior to opening the vial.

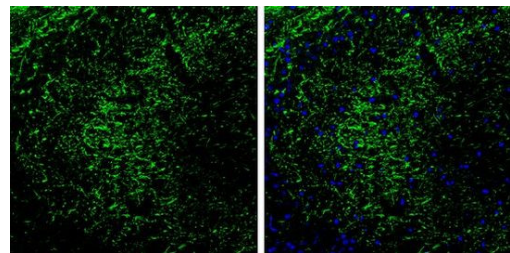
Product Images For PRKAR2B Polyclonal Antibody



PRKAR2B Antibody (PA5-28266) in WB
Western Blot using PRKAR2B Polyclonal Antibody (Product # PA5-28266).
Sample (30 µg of whole cell lysate). Lane A: HeLa. Lane B: Hep G2. 10% SDS
PAGE. PRKAR2B Polyclonal Antibody (Product # PA5-28266) diluted at 1:1,000.



PRKAR2B Antibody (PA5-28266) in IHC (P)
Immunohistochemical analysis of paraffin-embedded human colon carcinoma,
using PKA 2 beta (Product # PA5-28266) antibody at 1:500 dilution. Antigen
Retrieval: Citrate buffer, pH 6.0, 10 min.



PRKAR2B Antibody (PA5-28266) in IHC (F)
Immunohistochemistry (Frozen) analysis of PRKAR2B was performed in frozen
sectioned adult mouse hippocampus using PRKAR2B Polyclonal Antibody
(Product # PA5-28266) at a dilution of 1:250. Blue: Fluoroshield with DAPI.
Antigen Retrieval: Citrate buffer, pH 6.0, 10 min.

View more figures on thermofisher.com

Western Blot (3)

<p>Cancer discovery</p> <p>Melanoma-Secreted Amyloid Beta Suppresses Neuroinflammation and Promotes Brain Metastasis.</p> <p>"PA5-28266 was used in Western Blotting to reveal a novel mechanistic connection between brain metastasis and Alzheimer's disease, two previously unrelated pathologies; establish A as a promising therapeutic target for brain metastasis; and demonstrate suppression of neuroinflammation as a critical feature of metastatic adaptation to the brain parenchyma."</p> <p>Authors: Kleffman K,Levinson G,Rose IVL,Blumenberg LM,Shadaloey SAA,Dhabaria A,Wong E,Galán-Echevarría F, Karz A,Argibay D,Von Itter R,Floristán A,Baptiste G,Eskow NM,Tranos JA,Chen J,Vega Y Saenz de Miera EC,Call M, Rogers R,Jour G,Wadghiri YZ,Osman I,Li YM,Mathews P,DeMattos RB,Ueberheide B,Ruggles KV,Liddelow SA, Schneider RJ,Hernando E</p>	<p>Year 2022</p> <p>Species Human</p> <p>Dilution 1:1000</p>
<p>Cell proliferation</p> <p>PRKAR2B-HIF-1 loop promotes aerobic glycolysis and tumour growth in prostate cancer.</p> <p>"Published figure using PRKAR2B polyclonal antibody (Product # PA5-28266) in Western Blot"</p> <p>Authors: Xia L,Sun J,Xie S,Chi C,Zhu Y,Pan J,Dong B,Huang Y,Xia W,Sha J,Xue W</p>	<p>Year 2020</p>

[View more WB references on thermofisher.com](#)

For Research Use Only. Not for use in diagnostic procedures. Not for resale without express authorization. Products are warranted to operate or perform substantially in conformance with published Product specifications in effect at the time of sale, as set forth in the Production documentation, specifications and/or accompanying package inserts ("Documentation"). No claim of suitability for use in applications regulated by FDA is made. The warranty provided herein is valid only when used by properly trained individuals. Unless otherwise stated in the Documentation, this warranty is limited to one year from date of shipment when the Product is subjected to normal, proper and intended usage. This warranty does not extend to anyone other than the Buyer. Any model or sample furnished to Buyer is merely illustrative of the general type and quality of goods and does not represent that any Product will conform to such model or sample. NO OTHER WARRANTIES, EXPRESS OR IMPLIED, ARE GRANTED INCLUDING WITHOUT LIMITATION, IMPLIED WARRANTIES OF MERCHANTABILITY, FITNESS FOR ANY PARTICULAR PURPOSE, OR NON-INFRINGEMENT. BUYER'S EXCLUSIVE REMEDY FOR NON-CONFORMING PRODUCTS DURING THE WARRANTY PERIOD IS LIMITED TO REPAIR, REPLACEMENT OF OR REFUND FOR THE NON-CONFORMING PRODUCT(S) AT SELLER'S SOLE OPTION. THERE IS NO OBLIGATION TO REPAIR, REPLACE OR REFUND FOR PRODUCTS AS THE RESULT OF (i) ACCIDENT, DISASTER OR EVENT OF FORCE MAJEURE, (ii) MISUSE, FAULT OR NEGLIGENCE OF OR BY BUYER, (iii) USE OF THE PRODUCTS IN A MANNER FOR WHICH THEY WERE NOT DESIGNED, OR (iv) IMPROPER STORAGE AND HANDLING OF THE PRODUCTS. Unless otherwise expressly stated on the Product or in the documentation accompanying the Product, the Product is intended for research only and is not to be used for any other purpose, including without limitation, unauthorized commercial uses, in vitro diagnostic uses, ex vivo or in vivo therapeutic uses, or any type of consumption by or application to human or animals.