

GSK3B Polyclonal Antibody

Product Details	
Size	100 µL
Species Reactivity	Human, Mouse, Rat
Host/Isotype	Rabbit / IgG
Class	Polyclonal
Type	Antibody
Conjugate	Unconjugated
Immunogen	Recombinant protein fragment corresponding to a region within amino acids 211 and 404 of Human GSK3 beta
Form	Liquid
Concentration	1 mg/mL
Purification	Antigen affinity chromatography
Storage buffer	0.1M tris glycine, pH 7, with 10% glycerol
Contains	0.01% thimerosal
Storage Conditions	Store at 4°C short term. For long term storage, store at -20°C, avoiding freeze/thaw cycles.
RRID	AB_2546727

Applications	Tested Dilution	Publications
Western Blot (WB)	1:500-1:3000	-
Immunohistochemistry (Paraffin) (IHC (P))	1:100-1:1000	-
Immunocytochemistry (ICC/IF)	1:100-1:1000	-

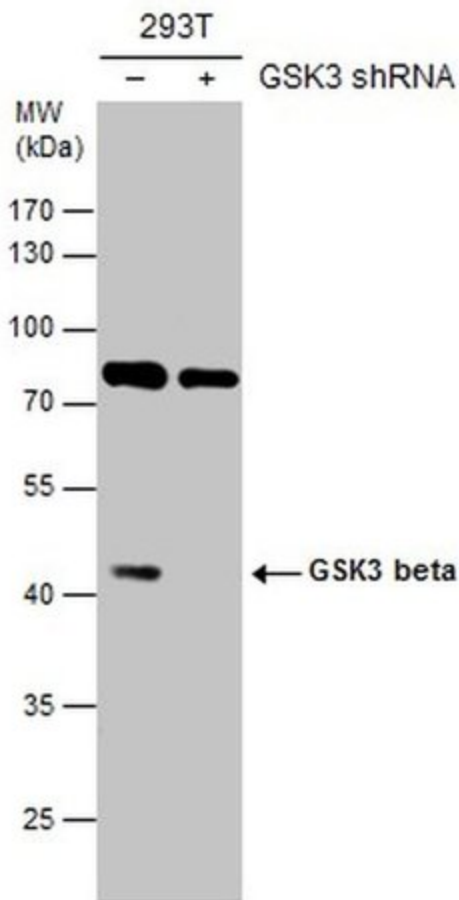
Product Specific Information

Recommended positive controls: 293T, K562, Mouse brain.

Predicted reactivity: Mouse (96%), Rat (89%), Zebrafish (83%), Xenopus laevis (82%), Pig (90%), Sheep (90%), Bovine (98%).

Store product as a concentrated solution. Centrifuge briefly prior to opening the vial.

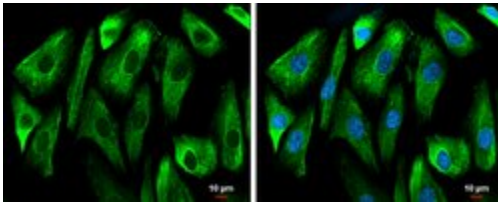
Advanced Verification Data



GSK3B Antibody (PA5-29251)

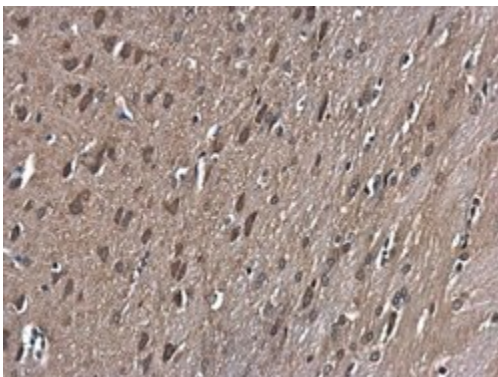
Antibody specificity was demonstrated by shRNA mediated knockdown of the target protein. 293T cells were transfected with ATP6V1A shRNA and decrease in signal intensity was observed in western blot application using ATP6V1A polyclonal antibody (Product # PA5-29191). Knockdown validation info.

Product Images For GSK3B Polyclonal Antibody



GSK3B Antibody (PA5-29251) in ICC/IF

Immunocytochemistry-Immunofluorescence analysis of GSK3B was performed in SK-N-SH cells fixed in 4% paraformaldehyde at RT for 15 min. Green: GSK3B Polyclonal Antibody (Product # PA5-29251) diluted at 1:400. Blue: Hoechst 33342 staining. Scale bar = 10 µm.



GSK3B Antibody (PA5-29251) in IHC (P)

Immunohistochemistry (Paraffin) analysis of GSK3B was performed in paraffin-embedded rat brain tissue using GSK3B Polyclonal Antibody (Product # PA5-29251) at a dilution of 1:500.

View more figures on thermofisher.com

For Research Use Only. Not for use in diagnostic procedures. Not for resale without express authorization. Products are warranted to operate or perform substantially in conformance with published Product specifications in effect at the time of sale, as set forth in the Production documentation, specifications and/or accompanying package inserts ("Documentation"). No claim of suitability for use in applications regulated by FDA is made. The warranty provided herein is valid only when used by properly trained individuals. Unless otherwise stated in the Documentation, this warranty is limited to one year from date of shipment when the Product is subjected to normal, proper and intended usage. This warranty does not extend to anyone other than the Buyer. Any model or sample furnished to Buyer is merely illustrative of the general type and quality of goods and does not represent that any Product will conform to such model or sample. NO OTHER WARRANTIES, EXPRESS OR IMPLIED, ARE GRANTED INCLUDING WITHOUT LIMITATION, IMPLIED WARRANTIES OF MERCHANTABILITY, FITNESS FOR ANY PARTICULAR PURPOSE, OR NON INFRINGEMENT. BUYER'S EXCLUSIVE REMEDY FOR NON-CONFORMING PRODUCTS DURING THE WARRANTY PERIOD IS LIMITED TO REPAIR, REPLACEMENT OF OR REFUND FOR THE NON-CONFORMING PRODUCT(S) AT SELLER'S SOLE OPTION. THERE IS NO OBLIGATION TO REPAIR, REPLACE OR REFUND FOR PRODUCTS AS THE RESULT OF (I) ACCIDENT, DISASTER OR EVENT OF FORCE MAJEURE, (II) MISUSE, FAULT OR NEGLIGENCE OF OR BY BUYER, (III) USE OF THE PRODUCTS IN A MANNER FOR WHICH THEY WERE NOT DESIGNED, OR (IV) IMPROPER STORAGE AND HANDLING OF THE PRODUCTS. Unless otherwise expressly stated on the Product or in the documentation accompanying the Product, the Product is intended for research only and is not to be used for any other purpose, including without limitation, unauthorized commercial uses, in vitro diagnostic uses, ex vivo or in vivo therapeutic uses, or any type of consumption by or application to human or animals.