

GATA4 Polyclonal Antibody

Product Details	
Size	100 µL
Species	Human, Mouse, Rat
Expression System	Rabbit / IgG
Class	Polyclonal
Type	Antibody
Conjugate	Unconjugated
Immunogen	Recombinant fragment corresponding to a region within amino acids 153 and 416 of Human GATA4
Form	Liquid
Concentration	0.3 mg/mL
Purification	Antigen affinity chromatography
Storage buffer	PBS, pH 7, with 1% BSA, 20% glycerol
Contains	0.025% Proclin 300
Storage Conditions	Store at 4°C short term. For long term storage, store at -20°C, avoiding freeze/thaw cycles.
RRID	AB_2547138

Applications	Tested Dilution	Publications
Immunocytochemistry (ICC)	1:100-1:1000	-
Immunofluorescence (IF)	1:100-1:1000	1 Publication
Immunohistochemistry (Paraffin) (IHC (P))	1:100-1:1000	-
Western Blot (WB)	1:500-1:3000	-

Product Specific Information

Recommended positive controls: HepG2 nuclear extract, mouse heart.


Predicted reactivity: Mouse (89%), Rat (89%), Xenopus laevis (82%), Dog (96%), Pig (93%), Chicken (85%), Bovine (95%).

Store product as a concentrated solution. Centrifuge briefly prior to opening the vial.

Advanced Verification Data

GATA4 Antibody (PA5-29663)

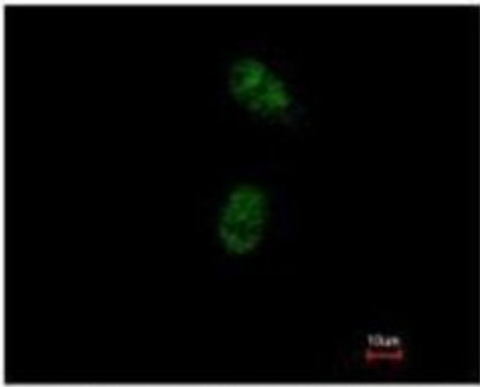
Antibody specificity was demonstrated by shRNA mediated knockdown of the target protein. HeLa cells were transfected with GATA4 shRNA and decrease in signal intensity was observed in western blot application using GATA4 Polyclonal Antibody (Product # PA5-29644). Knockdown validation info.



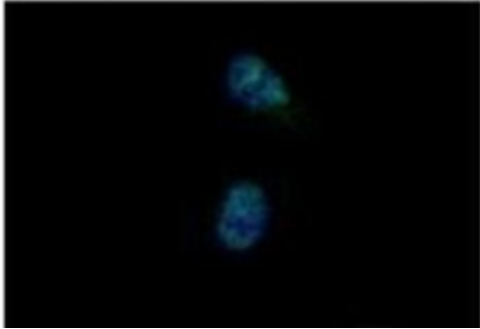
Product Images For GATA4 Polyclonal Antibody

GATA4 Antibody (PA5-29663) in IF

Immunofluorescent analysis of GATA4 in paraformaldehyde-fixed HeLa cells using a GATA4 polyclonal antibody (Product # PA5-29663) at a 1:500 dilution.

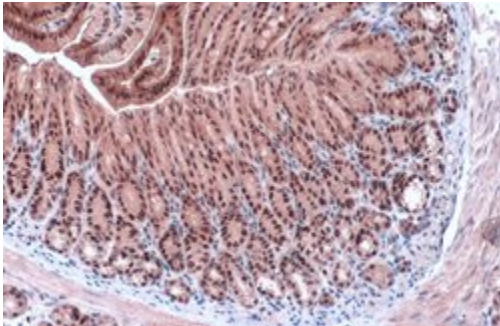


Costained with Hoechst 33342



GATA4 Antibody (PA5-29663) in IHC (P)

Immunohistochemistry (Paraffin) analysis of GATA4 was performed in paraffin-embedded mouse duodenum tissue using GATA4 Polyclonal Antibody (Product # PA5-29663) at a dilution of 1:1000. Antigen Retrieval: Citrate buffer, pH 6.0, 15 min.



[View more figures on thermofisher.com](https://www.thermofisher.com)

Immunofluorescence (1)

BioMed research international

C-Kit Cardiac Progenitor Cell Based Cell Sheet Improves Vascularization and Attenuates Cardiac Remodeling following Myocardial Infarction in Rats.

"Published figure using GATA4 polyclonal antibody (Product # PA5-29663) in Immunofluorescence"

Authors: Dergilev K, Tsokolaeva Z, Makarevich P, Beloglazova I, Zubkova E, Boldyreva M, Ratner E, Dyikanov D, Menshikov M, Ovchinnikov A, Ageev F, Parfyonova Y

Species
Not Applicable

Dilution
Not Cited

Year
2019

For Research Use Only. Not for use in diagnostic procedures. Not for resale without express authorization. Products are warranted to operate or perform substantially in conformance with published Product specifications in effect at the time of sale, as set forth in the Production documentation, specifications and/or accompanying package inserts ("Documentation"). No claim of suitability for use in applications regulated by FDA is made. The warranty provided herein is valid only when used by properly trained individuals. Unless otherwise stated in the Documentation, this warranty is limited to one year from date of shipment when the Product is subjected to normal, proper and intended usage. This warranty does not extend to anyone other than the Buyer. Any model or sample furnished to Buyer is merely illustrative of the general type and quality of goods and does not represent that any Product will conform to such model or sample. NO OTHER WARRANTIES, EXPRESS OR IMPLIED, ARE GRANTED INCLUDING WITHOUT LIMITATION, IMPLIED WARRANTIES OF MERCHANTABILITY, FITNESS FOR ANY PARTICULAR PURPOSE, OR NON-INFRINGEMENT. BUYER'S EXCLUSIVE REMEDY FOR NON-CONFORMING PRODUCTS DURING THE WARRANTY PERIOD IS LIMITED TO REPAIR, REPLACEMENT OF OR REFUND FOR THE NON-CONFORMING PRODUCT(S) AT SELLER'S SOLE OPTION. THERE IS NO OBLIGATION TO REPAIR, REPLACE OR REFUND FOR PRODUCTS AS THE RESULT OF (I) ACCIDENT, DISASTER OR EVENT OF FORCE MAJEURE, (II) MISUSE, FAULT OR NEGLIGENCE OF OR BY BUYER, (III) USE OF THE PRODUCTS IN A MANNER FOR WHICH THEY WERE NOT DESIGNED, OR (IV) IMPROPER STORAGE AND HANDLING OF THE PRODUCTS. Unless otherwise expressly stated on the Product or in the documentation accompanying the Product, the Product is intended for research only and is not to be used for any other purpose, including without limitation, unauthorized commercial uses, in vitro diagnostic uses, ex vivo or in vivo therapeutic uses, or any type of consumption by or application to human or animals.