

PKD2 Polyclonal Antibody

Product Details	
Size	100 µL
Species Reactivity	Human
Host/Isotype	Rabbit / IgG
Class	Polyclonal
Type	Antibody
Conjugate	Unconjugated
Immunogen	Recombinant protein fragment corresponding to a region within amino acids 724 and 968 of Human Polycystin 2
Form	Liquid
Concentration	1 mg/mL
Purification	Antigen affinity chromatography
Storage buffer	PBS, pH 7, with 20% glycerol
Contains	0.01% thimerosal
Storage Conditions	Store at 4°C short term. For long term storage, store at -20°C, avoiding freeze/thaw cycles.
RRID	AB_2547308

Applications	Tested Dilution	Publications
Western Blot (WB)	1:500-1:3000	-
Immunohistochemistry (Paraffin) (IHC (P))	1:100-1:1000	-

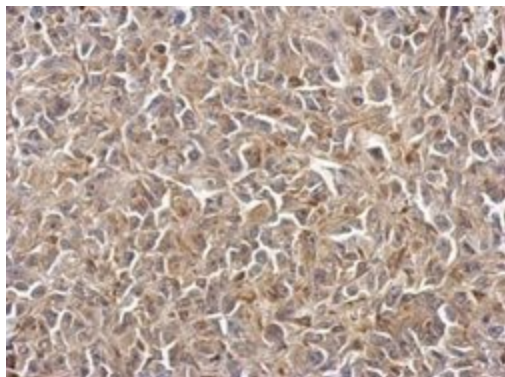
Product Specific Information

Recommended positive controls: U87-MG.

Predicted reactivity: Mouse (92%), Rat (94%), Zebrafish (86%), Pig (98%), Chicken (92%), Bovine (97%).

Store product as a concentrated solution. Centrifuge briefly prior to opening the vial.

Product Images For PKD2 Polyclonal Antibody

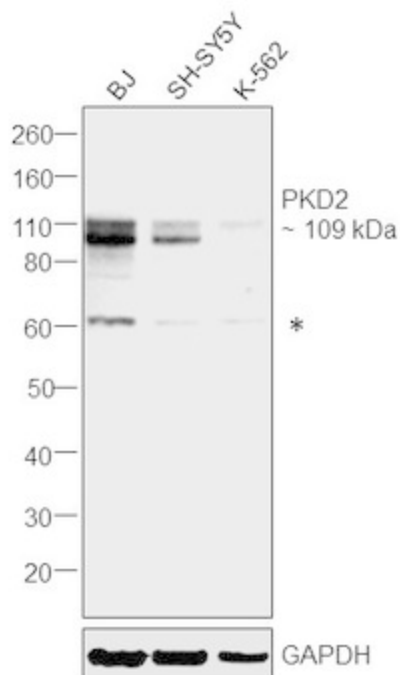


PKD2 Antibody (PA5-29834) in IHC (P)

Immunohistochemical analysis of Polycystin 2 in paraffin-embedded HeLa xenograft using a Polycystin 2 polyclonal antibody (Product # PA5-29834) at a dilution of 1:500.

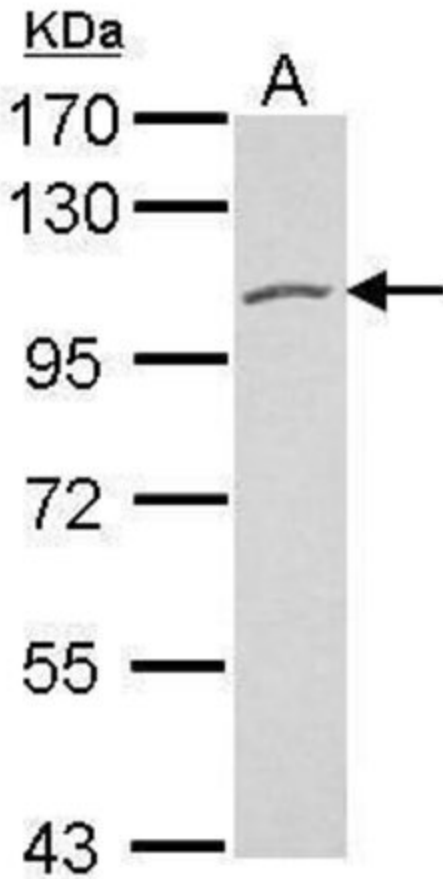
PKD2 Antibody (PA5-29834) in WB

Western blot was performed using Anti-PKD2 Polyclonal Antibody, (Product # PA5-29834) and a 109 kDa band corresponding to PKD2 along with an uncharacterized band (*) at ~60 kDa were observed in the cell lines, with high expression in BJ compared to K-562. Membrane enriched cell extracts (40 µg lysate) of BJ (Lane 1), SH-SY5Y (Lane 2) and K-562 (Lane 3) were electrophoresed using Novex® NuPAGE® 4-12 % Bis-Tris gel (Product # NP0321BOX). Resolved proteins were then transferred onto a nitrocellulose membrane (Product # IB23001) by iBlot® 2 Dry Blotting System (Product # IB21001). The blot was probed with the primary antibody (1:1000 dilution) and detected by chemiluminescence with Goat anti-Rabbit IgG (H+L), Superclonal™ Recombinant Secondary Antibody, HRP conjugate (Product # A27036, 1:4000 dilution) using the iBright FL 1000 (Product # A32752). Chemiluminescent detection was performed using Novex® ECL Chemiluminescent Substrate Reagent Kit (Product # WP20005).



PKD2 Antibody (PA5-29834) in WB

Western blot analysis of Polycystin 2 using 30 µg of U87-MG lysate. Samples were loaded onto a 7.5% SDS-PAGE gel and probed with a Polycystin 2 polyclonal antibody (Product # PA5-29834) at a dilution of 1:500.



For Research Use Only. Not for use in diagnostic procedures. Not for resale without express authorization. Products are warranted to operate or perform substantially in conformance with published Product specifications in effect at the time of sale, as set forth in the Production documentation, specifications and/or accompanying package inserts ("Documentation"). No claim of suitability for use in applications regulated by FDA is made. The warranty provided herein is valid only when used by properly trained individuals. Unless otherwise stated in the Documentation, this warranty is limited to one year from date of shipment when the Product is subjected to normal, proper and intended usage. This warranty does not extend to anyone other than the Buyer. Any model or sample furnished to Buyer is merely illustrative of the general type and quality of goods and does not represent that any Product will conform to such model or sample. NO OTHER WARRANTIES, EXPRESS OR IMPLIED, ARE GRANTED INCLUDING WITHOUT LIMITATION, IMPLIED WARRANTIES OF MERCHANTABILITY, FITNESS FOR ANY PARTICULAR PURPOSE, OR NON INFRINGEMENT. BUYER'S EXCLUSIVE REMEDY FOR NON-CONFORMING PRODUCTS DURING THE WARRANTY PERIOD IS LIMITED TO REPAIR, REPLACEMENT OF OR REFUND FOR THE NON-CONFORMING PRODUCT(S) AT SELLER'S SOLE OPTION. THERE IS NO OBLIGATION TO REPAIR, REPLACE OR REFUND FOR PRODUCTS AS THE RESULT OF (I) ACCIDENT, DISASTER OR EVENT OF FORCE MAJEURE, (II) MISUSE, FAULT OR NEGLIGENCE OF OR BY BUYER, (III) USE OF THE PRODUCTS IN A MANNER FOR WHICH THEY WERE NOT DESIGNED, OR (IV) IMPROPER STORAGE AND HANDLING OF THE PRODUCTS. Unless otherwise expressly stated on the Product or in the documentation accompanying the Product, the Product is intended for research only and is not to be used for any other purpose, including without limitation, unauthorized commercial uses, in vitro diagnostic uses, ex vivo or in vivo therapeutic uses, or any type of consumption by or application to human or animals.