

HSD17B3 Polyclonal Antibody

Product Details	
Size	100 µL
Species Reactivity	Human, Mouse, Rat
Published Species	Pig
Host/Isotype	Rabbit / IgG
Class	Polyclonal
Type	Antibody
Conjugate	Unconjugated
Immunogen	Recombinant fragment corresponding to a region within amino acids 122 and 310 of Human HSD17B3
Form	Liquid
Concentration	0.44 mg/mL
Purification	Antigen affinity chromatography
Storage buffer	PBS, pH 7, with 20% glycerol, 1% BSA
Contains	0.025% ProClin 300
Storage conditions	Store at 4°C short term. For long term storage, store at -20°C, avoiding freeze/thaw cycles.
RRID	AB_2547537

Applications	Tested Dilution	Publications
Western Blot (WB)	1:500-1:3,000	1 Publication
Immunohistochemistry (IHC)	-	1 Publication
Immunohistochemistry (Paraffin) (IHC (P))	1:100-1:1,000	-
Immunocytochemistry (ICC/IF)	1:100-1:1,000	-

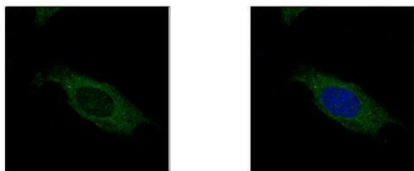
Product Specific Information

Recommended positive controls: Raji.

Predicted reactivity: Pig (81%), Rhesus Monkey (97%), Bovine (82%).

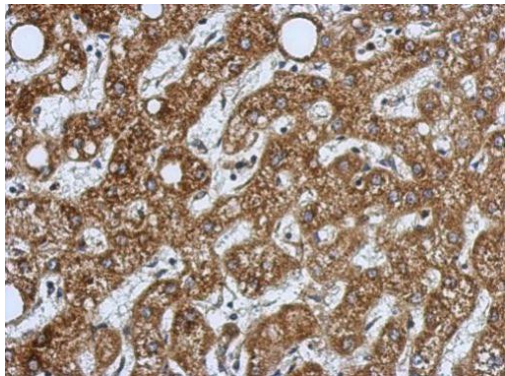
Store product as a concentrated solution. Centrifuge briefly prior to opening the vial.

Product Images For HSD17B3 Polyclonal Antibody



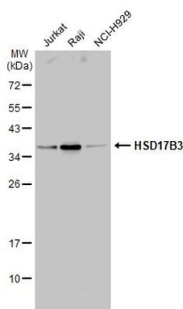
HSD17B3 Antibody (PA5-30063) in ICC/IF

HSD17B3 Polyclonal Antibody detects HSD17B3 protein at cytoplasm by confocal immunofluorescent analysis. Sample: HeLa cells were fixed in ice-cold MeOH for 5 min. Green: HSD17B3 protein stained by HSD17B3 Polyclonal Antibody (Product # PA5-30063) diluted at 1:500. Blue: Hoechst 33342 staining. [Images captured by Olympus FV10i Confocal Laser Scanning Microscope].



HSD17B3 Antibody (PA5-30063) in IHC (P)

Immunohistochemical analysis of paraffin-embedded human hepatoma, using HSD17B3 Polyclonal Antibody (Product # PA5-30063) antibody at 1:500 dilution. Antigen Retrieval: EDTA based buffer, pH 8.0, 15 min.



HSD17B3 Antibody (PA5-30063) in WB

Western Blot using HSD17B3 Polyclonal Antibody (Product # PA5-30063). Various whole cell extracts (30 µg) were separated by 12% SDS-PAGE, and the membrane was blotted with HSD17B3 Polyclonal Antibody (Product # PA5-30063) diluted at 1:1,000. The HRP-conjugated anti-rabbit IgG antibody was used to detect the primary antibody.

[View more figures on thermofisher.com](https://www.thermofisher.com)

Western Blot (1)

Scientific reports	Year 2021
Regulation of uterine function during estrous cycle, anestrus phase and pregnancy by steroids in red deer (Cervus elaphus L.).	
"Published figure using HSD17B3 polyclonal antibody (Product # PA5-30063) in Western Blot"	
Authors: Kotlarczyk AM,Grzyb M,Korzekwa AJ	

Immunohistochemistry (1)

Reproduction in domestic animals = Zuchthygiene	Year 2014
Altered expression of 3-HSD, CYP17 and 17-HSD in the foetal porcine gonads in response to anti-androgen flutamide exposure.	Species Pig
"PA5-30063 was used in immunohistochemistry to test if androgen depletion alters expression of steroidogenic enzymes during late prenatal period"	Dilution 1:300
Authors: Knapczyk-Stwora K,Grzesiak M,Slomczynska M	

For Research Use Only. Not for use in diagnostic procedures. Not for resale without express authorization. Products are warranted to operate or perform substantially in conformance with published Product specifications in effect at the time of sale, as set forth in the Production documentation, specifications and/or accompanying package inserts ("Documentation"). No claim of suitability for use in applications regulated by FDA is made. The warranty provided herein is valid only when used by properly trained individuals. Unless otherwise stated in the Documentation, this warranty is limited to one year from date of shipment when the Product is subjected to normal, proper and intended usage. This warranty does not extend to anyone other than the Buyer. Any model or sample furnished to Buyer is merely illustrative of the general type and quality of goods and does not represent that any Product will conform to such model or sample. NO OTHER WARRANTIES, EXPRESS OR IMPLIED, ARE GRANTED INCLUDING WITHOUT LIMITATION, IMPLIED WARRANTIES OF MERCHANTABILITY, FITNESS FOR ANY PARTICULAR PURPOSE, OR NON-INFRINGEMENT. BUYER'S EXCLUSIVE REMEDY FOR NON-CONFORMING PRODUCTS DURING THE WARRANTY PERIOD IS LIMITED TO REPAIR, REPLACEMENT OF OR REFUND FOR THE NON-CONFORMING PRODUCT(S) AT SELLER'S SOLE OPTION. THERE IS NO OBLIGATION TO REPAIR, REPLACE OR REFUND FOR PRODUCTS AS THE RESULT OF (I) ACCIDENT, DISASTER OR EVENT OF FORCE MAJEURE, (II) MISUSE, FAULT OR NEGLIGENCE OF OR BY BUYER, (III) USE OF THE PRODUCTS IN A MANNER FOR WHICH THEY WERE NOT DESIGNED, OR (IV) IMPROPER STORAGE AND HANDLING OF THE PRODUCTS. Unless otherwise expressly stated on the Product or in the documentation accompanying the Product, the Product is intended for research only and is not to be used for any other purpose, including without limitation, unauthorized commercial uses, in vitro diagnostic uses, ex vivo or in vivo therapeutic uses, or any type of consumption by or application to human or animals.