

GPX1 Polyclonal Antibody

Product Details

Size	100 µL
Species Reactivity	Human, Mouse, Reptile, Rat
Published Species	Rat, Human, Mouse
Host/Isotype	Rabbit / IgG
Class	Polyclonal
Type	Antibody
Conjugate	Unconjugated
Immunogen	Synthetic peptide corresponding to a region within amino acids 127 and 203 of Human GPX1
Form	Liquid
Concentration	3.14 mg/mL
Storage conditions	Store at 4°C short term. For long term storage, store at -20°C, avoiding freeze/thaw cycles.
RRID	AB_2548067

Applications	Tested Dilution	Publications
Western Blot (WB)	1:1,000-1:10,000	3 Publications
Immunohistochemistry (IHC)	-	0 Publication
Immunohistochemistry (Paraffin) (IHC (P))	1:100-1:1,000	-
Immunocytochemistry (ICC/IF)	1:100-1:1,000	-

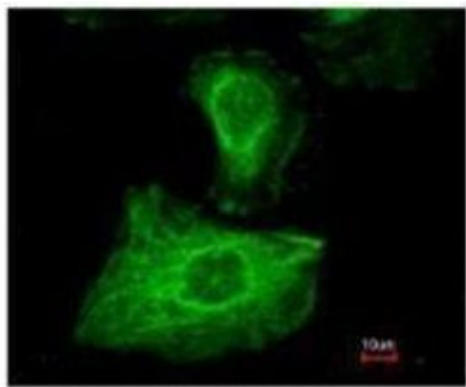
Product Specific Information

Recommended positive controls: Molt-4, Raji, mouse liver, GL261, C8D30, NIH-3T3, Raw264.7, C2C12.

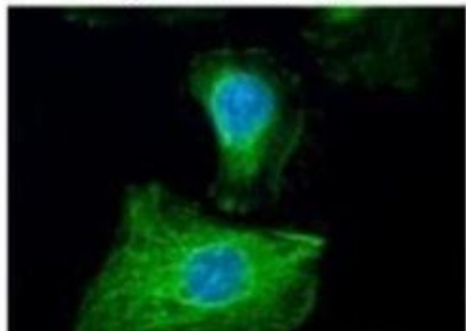
Predicted reactivity: Rhesus Monkey (100%), Chimpanzee (100%).

Store product as a concentrated solution. Centrifuge briefly prior to opening the vial.

Product Images For GPX1 Polyclonal Antibody

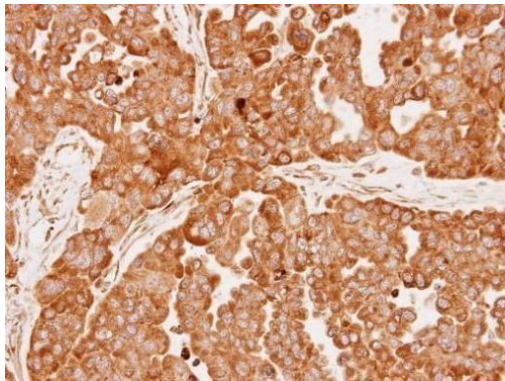


Merged with DNA probe



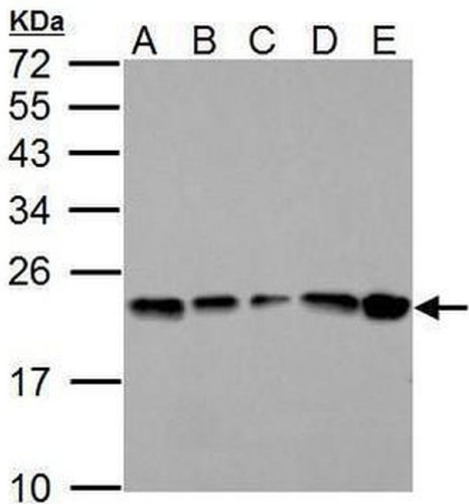
GPX1 Antibody (PA5-30593) in ICC/IF

Immunofluorescent analysis of GPX1 in paraformaldehyde-fixed HeLa cells using a GPX1 polyclonal antibody (Product # PA5-30593) at a 1:200 dilution.



GPX1 Antibody (PA5-30593) in IHC (P)

Immunohistochemical analysis of GPX1 in paraffin-embedded OVCAR3 xenograft using a GPX1 polyclonal antibody (Product # PA5-30593) at a dilution of 1:100.



GPX1 Antibody (PA5-30593) in WB

Western blot analysis of GPX1 using A) 30 µg GL261 whole cell lysate (B) 30 µg C8D30 whole cell lysate (C) 30 µg NIH-3T3 whole cell lysate (D) 30 µg Raw264.7 whole cell lysate and E) 30 µg C2C12 whole cell lysate. Samples were loaded onto a 12% SDS-PAGE gel and probed with a GPX1 polyclonal antibody (Product # PA5-30593) at a dilution of 1:2000.

[View more figures on thermofisher.com](https://www.thermofisher.com)

Western Blot (3)

<p>Molecular neurobiology</p> <p>PDGF-BB Preserves Mitochondrial Morphology, Attenuates ROS Production, and Upregulates Neuroglobin in an Astrocytic Model Under Rotenone Insult.</p> <p>"PA530593 was used in western blot to discuss mechanisms associated with platelet-derived growth factor, subtype BB protection against oxidative damage"</p> <p>Authors: Cabezas R,Vega-Vela NE,González-Sanmiguel J,González J,Esquinas P,Echeverria V,Barreto GE</p>	<p>Year 2018</p> <p>Species Human</p> <p>Dilution 1:1000</p>
<p>Molecular medicine reports</p> <p>Role of tRNA selenocysteine 1 associated protein 1 in the proliferation and apoptosis of cardiomyocytelike H9c2 cells.</p> <p>"PA5-30593 was used in Western Blotting to study the mechanisms underlying myocardial injury induced by selenium deficiency."</p> <p>Authors: Li MD,Cheng WP,Shi MX,Ge TD,Zheng XL,Wu DY,Hu XY,Luo JC,Li FL,Li H</p>	<p>Year 2017</p> <p>Species Rat</p> <p>Dilution 1:1000</p>

[View more WB references on thermofisher.com](#)

For Research Use Only. Not for use in diagnostic procedures. Not for resale without express authorization. Products are warranted to operate or perform substantially in conformance with published Product specifications in effect at the time of sale, as set forth in the Production documentation, specifications and/or accompanying package inserts ("Documentation"). No claim of suitability for use in applications regulated by FDA is made. The warranty provided herein is valid only when used by properly trained individuals. Unless otherwise stated in the Documentation, this warranty is limited to one year from date of shipment when the Product is subjected to normal, proper and intended usage. This warranty does not extend to anyone other than the Buyer. Any model or sample furnished to Buyer is merely illustrative of the general type and quality of goods and does not represent that any Product will conform to such model or sample. NO OTHER WARRANTIES, EXPRESS OR IMPLIED, ARE GRANTED INCLUDING WITHOUT LIMITATION, IMPLIED WARRANTIES OF MERCHANTABILITY, FITNESS FOR ANY PARTICULAR PURPOSE, OR NON-INFRINGEMENT. BUYER'S EXCLUSIVE REMEDY FOR NON-CONFORMING PRODUCTS DURING THE WARRANTY PERIOD IS LIMITED TO REPAIR, REPLACEMENT OF OR REFUND FOR THE NON-CONFORMING PRODUCT(S) AT SELLER'S SOLE OPTION. THERE IS NO OBLIGATION TO REPAIR, REPLACE OR REFUND FOR PRODUCTS AS THE RESULT OF (I) ACCIDENT, DISASTER OR EVENT OF FORCE MAJEURE, (II) MISUSE, FAULT OR NEGLIGENCE OF OR BY BUYER, (III) USE OF THE PRODUCTS IN A MANNER FOR WHICH THEY WERE NOT DESIGNED, OR (IV) IMPROPER STORAGE AND HANDLING OF THE PRODUCTS. Unless otherwise expressly stated on the Product or in the documentation accompanying the Product, the Product is intended for research only and is not to be used for any other purpose, including without limitation, unauthorized commercial uses, in vitro diagnostic uses, ex vivo or in vivo therapeutic uses, or any type of consumption by or application to human or animals.