

# PIWIL4 Polyclonal Antibody

Product Details	
Size	100 µL
Species Reactivity	Human
Published Species	Human
Host/Isotype	Rabbit / IgG
Class	Polyclonal
Type	Antibody
Conjugate	Unconjugated
Immunogen	Recombinant fragment corresponding to a region within amino acids 639 and 852 of Human PIWIL4
Form	Liquid
Concentration	0.8 mg/mL
Purification	Antigen affinity chromatography
Storage buffer	PBS, pH 7, with 20% glycerol
Contains	0.025% Proclin 300
Storage conditions	Store at 4°C short term. For long term storage, store at -20°C, avoiding freeze/thaw cycles.
RRID	AB_2548922

Applications	Tested Dilution	Publications
Western Blot (WB)	1:1,000-1:10,000	2 Publications
Immunohistochemistry (Paraffin) (IHC (P))	1:100-1:1,000	-
Immunocytochemistry (ICC/IF)	1:100-1:1,000	-

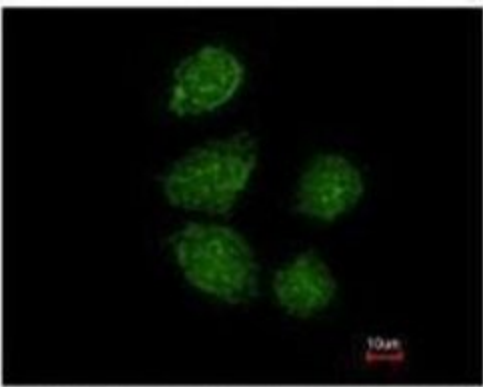
## Product Specific Information

Recommended positive controls: PIWIL4-transfected 293T.

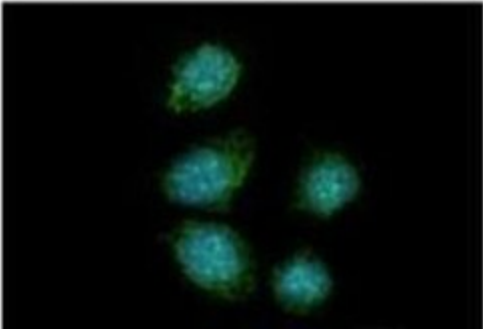
Predicted reactivity: Rat (80%), Pig (85%), Rhesus Monkey (98%).

Store product as a concentrated solution. Centrifuge briefly prior to opening the vial.

## Product Images For PIWIL4 Polyclonal Antibody

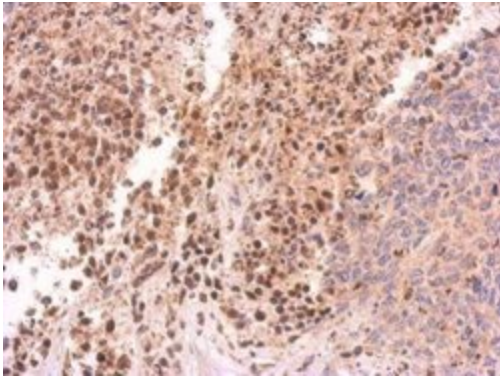


Costained with Hoechst 33342



#### **PIWIL4 Antibody (PA5-31448) in ICC/IF**

Immunofluorescent analysis of PIWIL4 in paraformaldehyde-fixed MCF-7 cells using a PIWIL4 polyclonal antibody (Product # PA5-31448) at a 1:200 dilution.

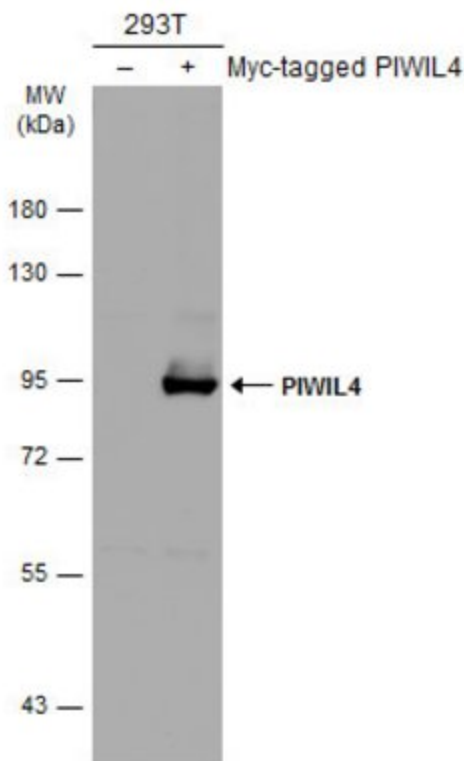


#### **PIWIL4 Antibody (PA5-31448) in IHC (P)**

Immunohistochemical analysis of PIWIL4 in paraffin-embedded 59T xenograft using a PIWIL4 polyclonal antibody (Product # PA5-31448) at a dilution of 1:500.

### PIWIL4 Antibody (PA5-31448) in WB

Western Blot analysis of PIWIL4 was performed by separating 30 µg of non-transfected (-) and transfected (+) 293T whole cell extracts by 5% SDS-PAGE. Proteins were transferred to a membrane and probed with a PIWIL4 Polyclonal Antibody (Product # PA5-31448) at a dilution of 1:5000. The HRP-conjugated anti-rabbit IgG antibody was used to detect the primary antibody.



[View more figures on thermofisher.com](https://thermofisher.com)

## 2 References

### Western Blot (2)

PloS one

#### Expression and Regulation of PIWIL-Proteins and PIWI-Interacting RNAs in Rheumatoid Arthritis.

"PA531448 was used in western blot to study the presence and regulation of PIWIL proteins in rheumatoid arthritis"

Authors: Pleštilová L, Neidhart M, Russo G, Frank-Bertoncelj M, Ospelt C, Ciurea A, Kolling C, Gay RE, Michel BA, Vencovský J, Gay S, Jüngel A

**Species**  
Human

**Dilution**  
Not Cited

**Year**  
2017

Molecular and cellular biochemistry

#### Possible role of HIWI2 in modulating tight junction proteins in retinal pigment epithelial cells through Akt signaling pathway.

"PA531448 was used in western blot to report the presence of PIWI-like proteins in somatic cells and the possible role of HIWI2 in preserving the functional integrity of epithelial cells"

Authors: Sivagurunathan S, Palanisamy K, Arunachalam JP, Chidambaram S

**Species**  
Human

**Dilution**  
1:1000

**Year**  
2017

For Research Use Only. Not for use in diagnostic procedures. Not for resale without express authorization. Products are warranted to operate or perform substantially in conformance with published Product specifications in effect at the time of sale, as set forth in the Production documentation, specifications and/or accompanying package inserts ("Documentation"). No claim of suitability for use in applications regulated by FDA is made. The warranty provided herein is valid only when used by properly trained individuals. Unless otherwise stated in the Documentation, this warranty is limited to one year from date of shipment when the Product is subjected to normal, proper and intended usage. This warranty does not extend to anyone other than the Buyer. Any model or sample furnished to Buyer is merely illustrative of the general type and quality of goods and does not represent that any Product will conform to such model or sample. NO OTHER WARRANTIES, EXPRESS OR IMPLIED, ARE GRANTED INCLUDING WITHOUT LIMITATION, IMPLIED WARRANTIES OF MERCHANTABILITY, FITNESS FOR ANY PARTICULAR PURPOSE, OR NON INFRINGEMENT. BUYER'S EXCLUSIVE REMEDY FOR NON-CONFORMING PRODUCTS DURING THE WARRANTY PERIOD IS LIMITED TO REPAIR, REPLACEMENT OF OR REFUND FOR THE NON-CONFORMING PRODUCT(S) AT SELLER'S SOLE OPTION. THERE IS NO OBLIGATION TO REPAIR, REPLACE OR REFUND FOR PRODUCTS AS THE RESULT OF (I) ACCIDENT, DISASTER OR EVENT OF FORCE MAJEURE, (II) MISUSE, FAULT OR NEGLIGENCE OF OR BY BUYER, (III) USE OF THE PRODUCTS IN A MANNER FOR WHICH THEY WERE NOT DESIGNED, OR (IV) IMPROPER STORAGE AND HANDLING OF THE PRODUCTS. Unless otherwise expressly stated on the Product or in the documentation accompanying the Product, the Product is intended for research only and is not to be used for any other purpose, including without limitation, unauthorized commercial uses, in vitro diagnostic uses, ex vivo or in vivo therapeutic uses, or any type of consumption by or application to human or animals.