

SMYD3 Polyclonal Antibody

Product Details	
Size	100 µL
Species Reactivity	Human, Mouse
Host/Isotype	Rabbit / IgG
Class	Polyclonal
Type	Antibody
Conjugate	Unconjugated
Immunogen	Recombinant protein fragment corresponding to a region within amino acids 22 and 411 of Human SMYD3
Form	Liquid
Concentration	1.23 mg/mL
Purification	Antigen affinity chromatography
Storage buffer	PBS, pH 7, with 20% glycerol
Contains	0.025% ProClin 300
Storage conditions	Store at 4°C short term. For long term storage, store at -20°C, avoiding freeze/thaw cycles.
RRID	AB_2549392

Applications	Tested Dilution	Publications
Western Blot (WB)	1:500-1:3,000	1 Publication
Immunocytochemistry (ICC/IF)	1:100-1:1,000	-
Immunoprecipitation (IP)	1:100-1:500	-
ChIP assay (ChIP)	Assay-dependent	-

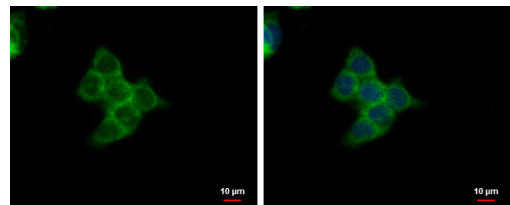
Product Specific Information

Recommended positive controls: DDDDK-tagged SMYD3-transfected 293T, 293T, A431, HeLa, HepG2, A549, SKOV3, HCT116.

Predicted reactivity: Human (99%), Mouse (93%), Rat (94%), Pig (95%), Rhesus Monkey (99%), Bovine (83%).

Store product as a concentrated solution. Centrifuge briefly prior to opening the vial.

Product Images For SMYD3 Polyclonal Antibody

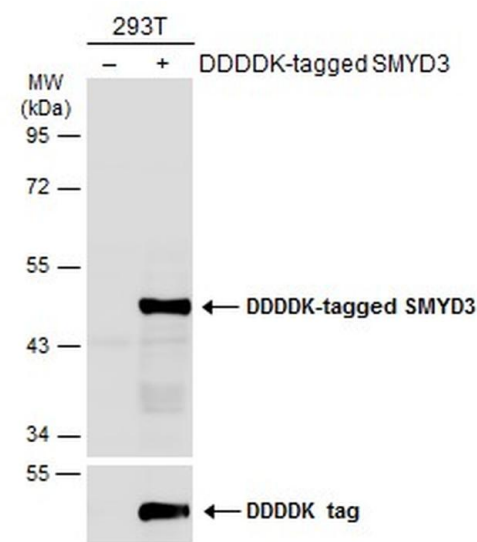


SMYD3 Antibody (PA5-31919) in ICC/IF

SMYD3 Polyclonal Antibody detects SMYD3 protein at cytoplasm by immunofluorescent analysis. Sample: HCT116 cells were fixed in ice-cold MeOH for 5 min. Green: SMYD3 protein stained by SMYD3 Polyclonal Antibody (Product # PA5-31919) diluted at 1:500. Blue: Hoechst 33342 staining.


SMYD3 Antibody (PA5-31919) in WB

Western Blot analysis of SMYD3 was performed by separating 30 µg of non-transfected (–) and transfected (+) 293T whole cell extracts by 10% SDS-PAGE. Proteins were transferred to a membrane and probed with a SMYD3 Polyclonal Antibody (Product # PA5-31919) at a dilution of 1:1000. The HRP-conjugated anti-rabbit IgG antibody was used to detect the primary antibody.



SMYD3 Antibody (PA5-31919) in IP

Immunoprecipitation of SMYD3 was performed in 293T whole cell extracts using 5 µg of SMYD3 Polyclonal Antibody (Product # PA5-31919). Samples were transferred to a membrane and probed with SMYD3 Polyclonal Antibody as a primary antibody and an HRP-conjugated anti-Rabbit IgG was used as a secondary antibody.



View more figures on thermofisher.com

Western Blot (1)

PloS one	Year 2018
Small molecule inhibitors and CRISPR/Cas9 mutagenesis demonstrate that SMYD2 and SMYD3 activity are dispensable for autonomous cancer cell proliferation.	
"Published figure using SMYD3 polyclonal antibody (Product # PA5-31919) in Western Blot"	
Authors: Thomenius MJ,Totman J,Harvey D,Mitchell LH,Riera TV,Cosmopoulos K,Grassian AR,Klaus C,Foley M, Admirand EA,Jahic H,Majer C,Wigle T,Jacques SL,Gureasko J,Brach D,Lingaraj T,West K,Smith S,Rioux N,Waters NJ, Tang C,Raimondi A,Munchhof M,Mills JE,Ribich S,Porter Scott M,Kuntz KW,Janzen WP,Moyer M,Smith JJ,Chesworth R,Copeland RA,Boriack-Sjodin PA	

For Research Use Only. Not for use in diagnostic procedures. Not for resale without express authorization. Products are warranted to operate or perform substantially in conformance with published Product specifications in effect at the time of sale, as set forth in the Production documentation, specifications and/or accompanying package inserts ("Documentation"). No claim of suitability for use in applications regulated by FDA is made. The warranty provided herein is valid only when used by properly trained individuals. Unless otherwise stated in the Documentation, this warranty is limited to one year from date of shipment when the Product is subjected to normal, proper and intended usage. This warranty does not extend to anyone other than the Buyer. Any model or sample furnished to Buyer is merely illustrative of the general type and quality of goods and does not represent that any Product will conform to such model or sample. NO OTHER WARRANTIES, EXPRESS OR IMPLIED, ARE GRANTED INCLUDING WITHOUT LIMITATION, IMPLIED WARRANTIES OF MERCHANTABILITY, FITNESS FOR ANY PARTICULAR PURPOSE, OR NON INFRINGEMENT. BUYER'S EXCLUSIVE REMEDY FOR NON-CONFORMING PRODUCTS DURING THE WARRANTY PERIOD IS LIMITED TO REPAIR, REPLACEMENT OF OR REFUND FOR THE NON-CONFORMING PRODUCT(S) AT SELLER'S SOLE OPTION. THERE IS NO OBLIGATION TO REPAIR, REPLACE OR REFUND FOR PRODUCTS AS THE RESULT OF (I) ACCIDENT, DISASTER OR EVENT OF FORCE MAJEURE, (II) MISUSE, FAULT OR NEGLIGENCE OF OR BY BUYER, (III) USE OF THE PRODUCTS IN A MANNER FOR WHICH THEY WERE NOT DESIGNED, OR (IV) IMPROPER STORAGE AND HANDLING OF THE PRODUCTS. Unless otherwise expressly stated on the Product or in the documentation accompanying the Product, the Product is intended for research only and is not to be used for any other purpose, including without limitation, unauthorized commercial uses, in vitro diagnostic uses, ex vivo or in vivo therapeutic uses, or any type of consumption by or application to human or animals.