

# Dengue Virus Type 2 NS1 Polyclonal Antibody

Product Details	
Size	100 µL
Species Reactivity	Virus
Host/Isotope	Rabbit / IgG
Class	Polyclonal
Type	Antibody
Conjugate	Unconjugated
Immunogen	Recombinant protein fragment corresponding to a region within amino acids 117 and 301 of Human NS1
Form	Liquid
Concentration	0.25 mg/mL
Purification	Antigen affinity chromatography
Storage buffer	PBS, pH 7, with 20% glycerol
Contains	0.025% ProClin 300
Storage Conditions	Store at 4°C short term. For long term storage, store at -20°C, avoiding freeze/thaw cycles.
RRID	AB_2549680

Applications	Tested	Dilution	Published
Western Blot (WB)	✓	1:500-1:3000	1 Publication
Immunocytochemistry (ICC)	✓	1:100-1:2000	
Immunofluorescence (IF)	✓	1:100-1:2000	

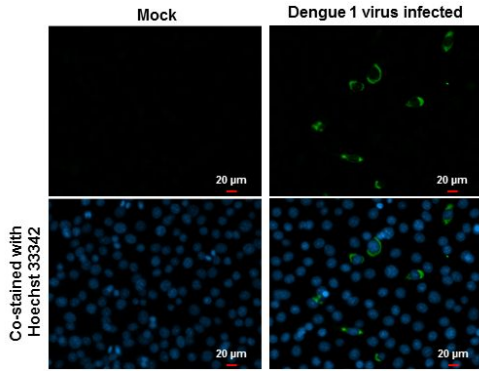
## Product Specific Information

PA5-32207 targets NS1 (Dengue virus 2) in IF and WB applications and shows reactivity with Virus samples.

The PA5-32207 immunogen is recombinant protein fragment corresponding to a region within amino acids 117 and 301 of Human NS1.

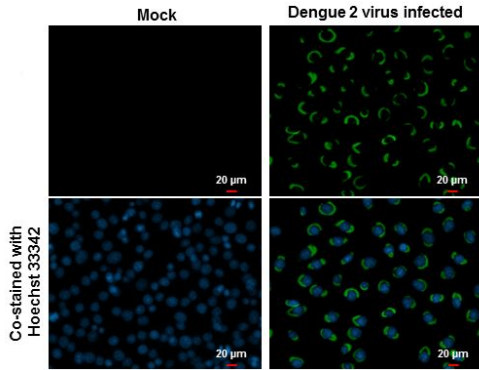
Store product as a concentrated solution. Centrifuge briefly prior to opening the vial. For short-term storage (1-2 weeks), product can be stored at 4°C. For long-term storage, aliquot and store product at -20° C or below, avoiding multiple freeze-thaw cycles.

## Product Images For Dengue Virus Type 2 NS1 Polyclonal Antibody



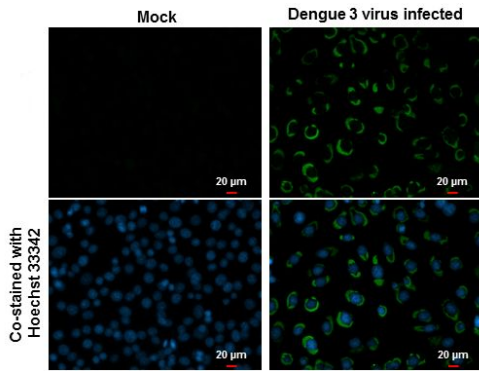
### Dengue Virus Type 2 NS1 Antibody (PA5-32207) in IF

Immunofluorescent analysis of Dengue Virus Type 2 NS1 showing staining in the cytoplasm of BHK-21 cells. BHK-21 cells mock (left) and infected with Dengue virus 1 (right) were fixed in MeOH and stained using a Dengue Virus Type 2 NS1 polyclonal antibody (Product # PA5-32207) diluted at 1:2000. Blue: Hoechst 33342 staining.



### Dengue Virus Type 2 NS1 Antibody (PA5-32207) in IF

Immunofluorescent analysis of Dengue Virus Type 2 NS1 showing staining in the cytoplasm of BHK-21 cells. BHK-21 cells mock (left) and infected with Dengue virus 2 (right) were fixed in MeOH and stained using a Dengue Virus Type 2 NS1 polyclonal antibody (Product # PA5-32207) diluted at 1:2000. Blue: Hoechst 33342 staining.



### Dengue Virus Type 2 NS1 Antibody (PA5-32207) in IF

Immunofluorescent analysis of Dengue Virus Type 2 NS1 showing staining in the cytoplasm of BHK-21 cells. BHK-21 cells mock (left) and infected with Dengue virus 3 (right) were fixed in MeOH and stained using a Dengue Virus Type 2 NS1 polyclonal antibody (Product # PA5-32207) diluted at 1:2000. Blue: Hoechst 33342 staining.

[View more figures on thermofisher.com](https://www.thermofisher.com)

## Western Blot (1)

### Scientific reports

#### Involvement of voltage-dependent anion channel (VDAC) in dengue infection.

"PA532207 was used in western blot to study the role of the voltage-dependent anion channel during dengue virus infection"

Authors: Jitobaom K,Tongluan N,Smith DR

**Species**  
Not Applicable

**Dilution**  
Not Cited

**Year**  
2016

For Research Use Only. Not for use in diagnostic procedures. Not for resale without express authorization. Products are warranted to operate or perform substantially in conformance with published Product specifications in effect at the time of sale, as set forth in the Production documentation, specifications and/or accompanying package inserts ("Documentation"). No claim of suitability for use in applications regulated by FDA is made. The warranty provided herein is valid only when used by properly trained individuals. Unless otherwise stated in the Documentation, this warranty is limited to one year from date of shipment when the Product is subjected to normal, proper and intended usage. This warranty does not extend to anyone other than the Buyer. Any model or sample furnished to Buyer is merely illustrative of the general type and quality of goods and does not represent that any Product will conform to such model or sample. NO OTHER WARRANTIES, EXPRESS OR IMPLIED, ARE GRANTED INCLUDING WITHOUT LIMITATION, IMPLIED WARRANTIES OF MERCHANTABILITY, FITNESS FOR ANY PARTICULAR PURPOSE, OR NON INFRINGEMENT. BUYER'S EXCLUSIVE REMEDY FOR NON-CONFORMING PRODUCTS DURING THE WARRANTY PERIOD IS LIMITED TO REPAIR, REPLACEMENT OF OR REFUND FOR THE NON-CONFORMING PRODUCT(S) AT SELLER'S SOLE OPTION. THERE IS NO OBLIGATION TO REPAIR, REPLACE OR REFUND FOR PRODUCTS AS THE RESULT OF (I) ACCIDENT, DISASTER OR EVENT OF FORCE MAJEURE, (II) MISUSE, FAULT OR NEGLIGENCE OF OR BY BUYER, (III) USE OF THE PRODUCTS IN A MANNER FOR WHICH THEY WERE NOT DESIGNED, OR (IV) IMPROPER STORAGE AND HANDLING OF THE PRODUCTS. Unless otherwise expressly stated on the Product or in the documentation accompanying the Product, the Product is intended for research only and is not to be used for any other purpose, including without limitation, unauthorized commercial uses, in vitro diagnostic uses, ex vivo or in vivo therapeutic uses, or any type of consumption by or application to human or animals.