

FOXA2 Polyclonal Antibody

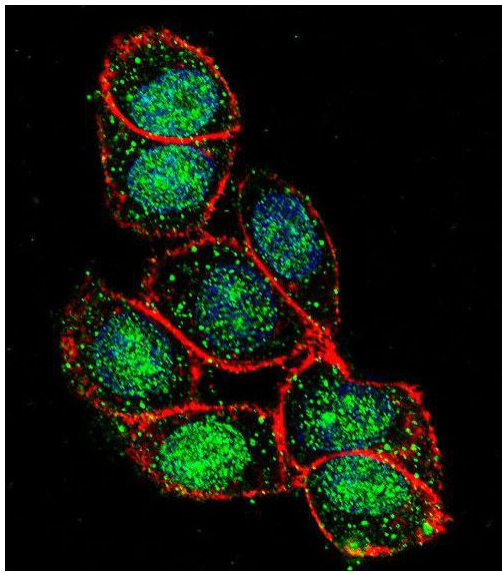
Product Details	
Size	400 µL
Species Reactivity	Human, Rat
Host/Isotope	Rabbit / IgG
Class	Polyclonal
Type	Antibody
Conjugate	Unconjugated
Immunogen	KLH conjugated synthetic peptide between 380-407 amino acids from the C-terminal region of human FOXA2
Form	Liquid
Concentration	Lot-specific
Purification	Protein A, Antigen affinity chromatography
Storage buffer	PBS
Contains	0.09% sodium azide
Storage Conditions	-20° C, Avoid Freeze/Thaw Cycles
RRID	AB_2552407

Applications	Tested	Dilution	Published
Immunocytochemistry (ICC)	✓	1:10-1:50	
Immunofluorescence (IF)	✓	1:10-1:50	
Immunohistochemistry (Paraffin) (IHC (P))	✓	1:10-1:50	
Western Blot (WB)	✓	1:1000	

Product Specific Information

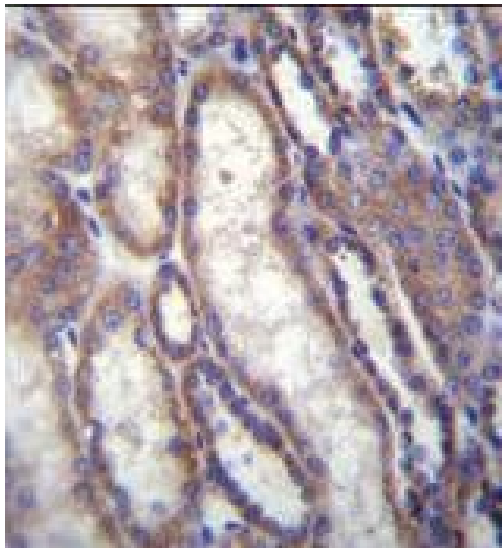
This antibody is predicted to react with mouse based on sequence homology.

Product Images For FOXA2 Polyclonal Antibody




FOXA2 Antibody (PA5-35097) in IF

Immunofluorescent analysis of FOXA2 in HeLa cells using a FOXA2 polyclonal antibody (Product # PA5-35097) followed by detection using a fluorescent conjugated secondary antibody (green). Nuclei were stained with Dapi (blue) and cytoplasmic actin was stained with a fluorescent phalloidin (red).



FOXA2 Antibody (PA5-35097) in IHC (P)

Immunohistochemistry analysis of FOXA2 in formalin-fixed, paraffin-embedded human kidney tissue using a FOXA2 polyclonal antibody (Product # PA5-35097) followed by peroxidase conjugation of the secondary antibody and DAB staining.



FOXA2 Antibody (PA5-35097) in WB

Western blot analysis of FOXA2 in MCF-7 and rat stomach tissue lysates (35 μ g /lane) using a FOXA2 polyclonal antibody (Product # PA5-35097).

For Research Use Only. Not for use in diagnostic procedures. Not for resale without express authorization. Products are warranted to operate or perform substantially in conformance with published Product specifications in effect at the time of sale, as set forth in the Production documentation, specifications and/or accompanying package inserts ("Documentation"). No claim of suitability for use in applications regulated by FDA is made. The warranty provided herein is valid only when used by properly trained individuals. Unless otherwise stated in the Documentation, this warranty is limited to one year from date of shipment when the Product is subjected to normal, proper and intended usage. This warranty does not extend to anyone other than the Buyer. Any model or sample furnished to Buyer is merely illustrative of the general type and quality of goods and does not represent that any Product will conform to such model or sample. NO OTHER WARRANTIES, EXPRESS OR IMPLIED, ARE GRANTED INCLUDING WITHOUT LIMITATION, IMPLIED WARRANTIES OF MERCHANTABILITY, FITNESS FOR ANY PARTICULAR PURPOSE, OR NON INFRINGEMENT. BUYER'S EXCLUSIVE REMEDY FOR NON-CONFORMING PRODUCTS DURING THE WARRANTY PERIOD IS LIMITED TO REPAIR, REPLACEMENT OF OR REFUND FOR THE NON-CONFORMING PRODUCT(S) AT SELLER'S SOLE OPTION. THERE IS NO OBLIGATION TO REPAIR, REPLACE OR REFUND FOR PRODUCTS AS THE RESULT OF (I) ACCIDENT, DISASTER OR EVENT OF FORCE MAJEURE, (II) MISUSE, FAULT OR NEGLIGENCE OF OR BY BUYER, (III) USE OF THE PRODUCTS IN A MANNER FOR WHICH THEY WERE NOT DESIGNED, OR (IV) IMPROPER STORAGE AND HANDLING OF THE PRODUCTS. Unless otherwise expressly stated on the Product or in the documentation accompanying the Product, the Product is intended for research only and is not to be used for any other purpose, including without limitation, unauthorized commercial uses, in vitro diagnostic uses, ex vivo or in vivo therapeutic uses, or any type of consumption by or application to human or animals.