

SMAD4 Polyclonal Antibody

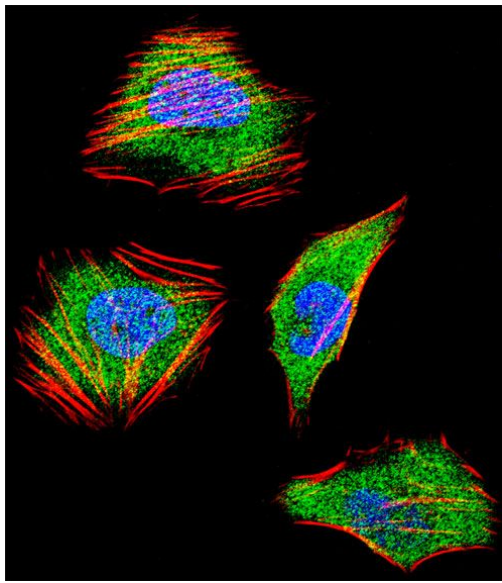
| Product Details | |
|--------------------|--|
| Size | 400 µL |
| Species Reactivity | Human |
| Host/Isotope | Rabbit / IgG |
| Class | Polyclonal |
| Type | Antibody |
| Conjugate | Unconjugated |
| Immunogen | KLH conjugated synthetic peptide between 400-428 amino acids from the C-terminal region of human SMAD4 |
| Form | Liquid |
| Concentration | 2 mg/mL |
| Purification | Ammonium sulfate precipitation, Size-exclusion - Dialysis |
| Storage buffer | PBS |
| Contains | 0.09% sodium azide |
| Storage Conditions | -20° C, Avoid Freeze/Thaw Cycles |
| RRID | AB_2552640 |

| Applications | Tested | Dilution | Published |
|---|--------|-----------|-----------|
| Flow Cytometry (Flow) | ✓ | 1:10-1:50 | |
| Immunocytochemistry (ICC) | ✓ | 1:10-1:50 | |
| Immunofluorescence (IF) | ✓ | 1:10-1:50 | |
| Immunohistochemistry (Paraffin) (IHC (P)) | ✓ | 1:10-1:50 | |
| Western Blot (WB) | ✓ | 1:1000 | |

Product Specific Information

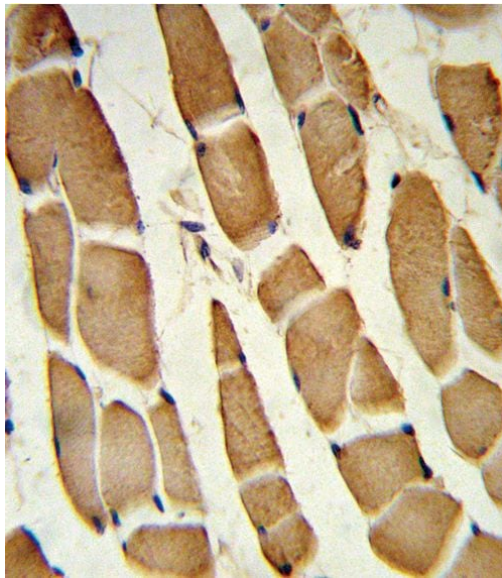
This antibody is predicted to react with bovine, mouse, porcine and rat based on sequence homology.

Product Images For SMAD4 Polyclonal Antibody



SMAD4 Antibody (PA5-35330) in IF

Immunofluorescent analysis of SMAD4 showing staining in the cytoplasm and nucleus of HeLa cells using a SMAD4 polyclonal antibody (Product # PA5-35330) followed by detection using a fluorescent conjugated secondary antibody (green). Cytoplasmic actin was stained with a fluorescent red phalloidin (7units/mL, 1 h at 37° C). Nuclei were stained with DAPI (blue) (10 µg/mL, 10 min).




SMAD4 Antibody (PA5-35330) in IHC (P)

Immunohistochemistry analysis of SMAD4 in formalin-fixed, paraffin-embedded human skeletal muscle tissue using a SMAD4 polyclonal antibody (Product # PA5-35330) followed by DAB staining.

SMAD4 Antibody (PA5-35330) in WB

Western blot analysis of SMAD4 in 293 cell lysate (2 µg/lane) either nontransfected (lane 1) or transiently transfected with the SMAD4 gene (lane 2) using a SMAD4 polyclonal antibody (Product # PA5-35330).



[View more figures on thermofisher.com](http://thermofisher.com)

For Research Use Only. Not for use in diagnostic procedures. Not for resale without express authorization. Products are warranted to operate or perform substantially in conformance with published Product specifications in effect at the time of sale, as set forth in the Production documentation, specifications and/or accompanying package inserts ("Documentation"). No claim of suitability for use in applications regulated by FDA is made. The warranty provided herein is valid only when used by properly trained individuals. Unless otherwise stated in the Documentation, this warranty is limited to one year from date of shipment when the Product is subjected to normal, proper and intended usage. This warranty does not extend to anyone other than the Buyer. Any model or sample furnished to Buyer is merely illustrative of the general type and quality of goods and does not represent that any Product will conform to such model or sample. NO OTHER WARRANTIES, EXPRESS OR IMPLIED, ARE GRANTED INCLUDING WITHOUT LIMITATION, IMPLIED WARRANTIES OF MERCHANTABILITY, FITNESS FOR ANY PARTICULAR PURPOSE, OR NON INFRINGEMENT. BUYER'S EXCLUSIVE REMEDY FOR NON-CONFORMING PRODUCTS DURING THE WARRANTY PERIOD IS LIMITED TO REPAIR, REPLACEMENT OF OR REFUND FOR THE NON-CONFORMING PRODUCT(S) AT SELLER'S SOLE OPTION. THERE IS NO OBLIGATION TO REPAIR, REPLACE OR REFUND FOR PRODUCTS AS THE RESULT OF (I) ACCIDENT, DISASTER OR EVENT OF FORCE MAJEURE, (II) MISUSE, FAULT OR NEGLIGENCE OF OR BY BUYER, (III) USE OF THE PRODUCTS IN A MANNER FOR WHICH THEY WERE NOT DESIGNED, OR (IV) IMPROPER STORAGE AND HANDLING OF THE PRODUCTS. Unless otherwise expressly stated on the Product or in the documentation accompanying the Product, the Product is intended for research only and is not to be used for any other purpose, including without limitation, unauthorized commercial uses, in vitro diagnostic uses, ex vivo or in vivo therapeutic uses, or any type of consumption by or application to human or animals.