

SMARCA1 Polyclonal Antibody

Product Details	
Size	100 µL
Species Reactivity	Human
Host/Isotype	Rabbit / IgG
Class	Polyclonal
Type	Antibody
Conjugate	Unconjugated
Immunogen	Synthetic peptide directed towards the N-terminal of human SMARCA1
Form	Liquid
Concentration	0.5 mg/mL
Storage conditions	-20° C, Avoid Freeze/Thaw Cycles
RRID	AB_2609060

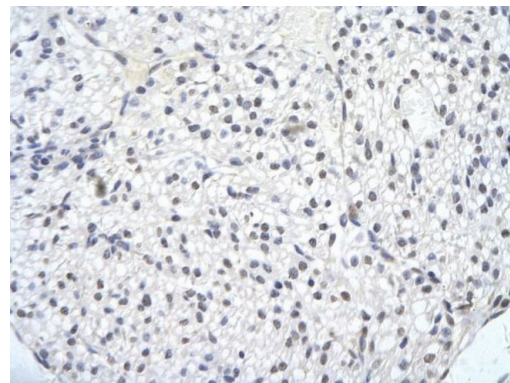
Applications	Tested Dilution	Publications
Western Blot (WB)	0.2-1 µg/mL	-
Immunohistochemistry (Paraffin) (IHC (P))	4-8 µg/mL	-
ChIP assay (ChIP)	0.5 µg	1 Publication

Product Specific Information

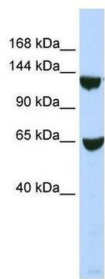
Peptide sequence: EQDTAAVAAT VAAADATATI VVIEDEQPGP STSQEEGAAA AATEATAATE

Sequence homology: Cow: 86%; Dog: 93%; Horse: 92%; Human: 100%; Mouse: 79%; Pig: 86%; Rabbit: 77%; Rat: 85%

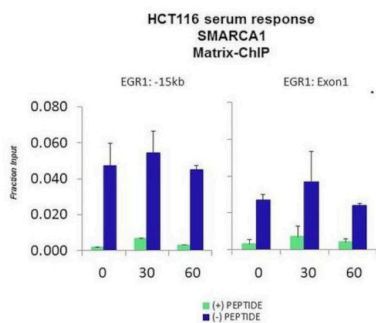
Product Images For SMARCA1 Polyclonal Antibody



SMARCA1 Antibody (PA5-41440) in IHC (P)
Immunohistochemistry (paraffin-embedded) analysis of human heart tissue using an anti-SMARCA1 polyclonal antibody (Product # PA5-41440).



SMARCA1 Antibody (PA5-41440) in WB
Western blot analysis of human HEK293T cell lysate using an anti-SMARCA1 polyclonal antibody (Product # PA5-41440).



SMARCA1 Antibody (PA5-41440) in CHIP
ChIP assay analysis of quiescent human colon carcinoma HCT116 cells using an anti-SMARCA1 polyclonal antibody (Product # PA5-41440).

View more figures on thermofisher.com

1 Reference

ChIP assay (1)

Cell death & disease	Year 2018
The transcription factor Zfp90 regulates the self-renewal and differentiation of hematopoietic stem cells.	
"Published figure using SMARCA1 polyclonal antibody (Product # PA5-41440) in ChIP assay"	
Authors: Liu T,Kong WX,Tang XY,Xu M,Wang QH,Zhang B,Hu LD,Chen H	

For Research Use Only. Not for use in diagnostic procedures. Not for resale without express authorization. Products are warranted to operate or perform substantially in conformance with published Product specifications in effect at the time of sale, as set forth in the Production documentation, specifications and/or accompanying package inserts ("Documentation"). No claim of suitability for use in applications regulated by FDA is made. The warranty provided herein is valid only when used by properly trained individuals. Unless otherwise stated in the Documentation, this warranty is limited to one year from date of shipment when the Product is subjected to normal, proper and intended usage. This warranty does not extend to anyone other than the Buyer. Any model or sample furnished to Buyer is merely illustrative of the general type and quality of goods and does not represent that any Product will conform to such model or sample. NO OTHER WARRANTIES, EXPRESS OR IMPLIED, ARE GRANTED INCLUDING WITHOUT LIMITATION, IMPLIED WARRANTIES OF MERCHANTABILITY, FITNESS FOR ANY PARTICULAR PURPOSE, OR NON INFRINGEMENT. BUYER'S EXCLUSIVE REMEDY FOR NON-CONFORMING PRODUCTS DURING THE WARRANTY PERIOD IS LIMITED TO REPAIR, REPLACEMENT OF OR REFUND FOR THE NON-CONFORMING PRODUCT(S) AT SELLER'S SOLE OPTION. THERE IS NO OBLIGATION TO REPAIR, REPLACE OR REFUND FOR PRODUCTS AS THE RESULT OF (I) ACCIDENT, DISASTER OR EVENT OF FORCE MAJEURE, (II) MISUSE, FAULT OR NEGLIGENCE OF OR BY BUYER, (III) USE OF THE PRODUCTS IN A MANNER FOR WHICH THEY WERE NOT DESIGNED, OR (IV) IMPROPER STORAGE AND HANDLING OF THE PRODUCTS. Unless otherwise expressly stated on the Product or in the documentation accompanying the Product, the Product is intended for research only and is not to be used for any other purpose, including without limitation, unauthorized commercial uses, in vitro diagnostic uses, ex vivo or in vivo therapeutic uses, or any type of consumption by or application to human or animals.