

IL1R1 Polyclonal Antibody

Product Details	
Size	100 µg
Species Reactivity	Human
Published Species	Human
Host/Isotype	Goat / IgG
Class	Polyclonal
Type	Antibody
Conjugate	Unconjugated
Immunogen	Sf 21-derived recombinant human IL-1 RI
Form	Lyophilized
Concentration	0.2 mg/mL
Purification	Antigen affinity chromatography
Storage buffer	PBS with 5% trehalose
Contains	No Preservative
Storage conditions	-20° C, Avoid Freeze/Thaw Cycles
RRID	AB_2609412

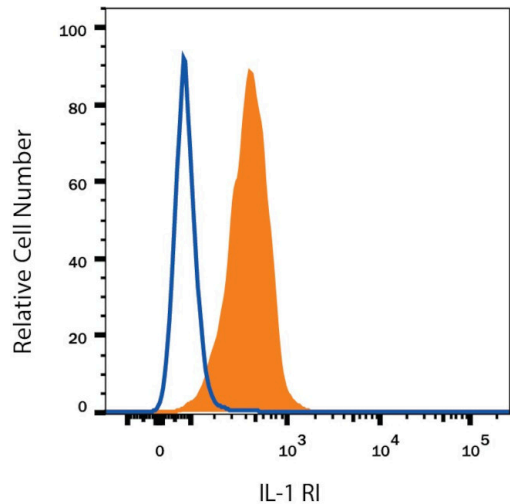
Applications	Tested Dilution	Publications
Western Blot (WB)	0.1 µg/mL	-
Flow Cytometry (Flow)	0.25 µg per million cells	-
Neutralization (Neu)	0.5-2.0 µg/mL	1 Publication
Inhibition Assays (IA)	-	1 Publication

Product Specific Information

Reconstitute at 0.2 mg/mL in sterile PBS.

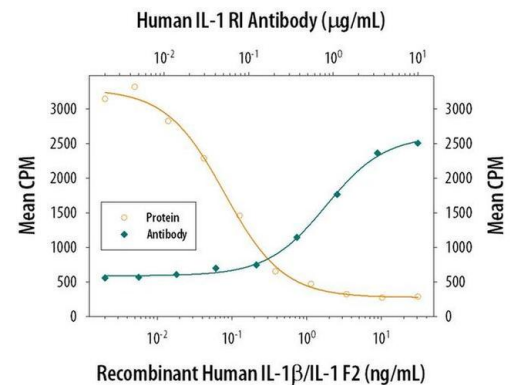
Endoxin level is <0.10 EU per 1 µg of the antibody by the LAL method.

Product Images For IL1R1 Polyclonal Antibody



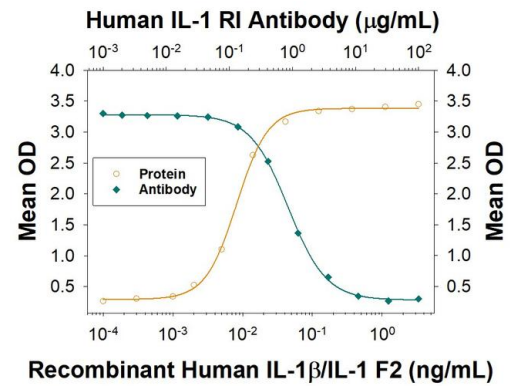
IL1R1 Antibody (PA5-46930) in Flow

Flow cytometry of IL1R1 in HUVEC human umbilical vein endothelial cells. Samples were incubated in IL1R1 polyclonal antibody (Product # PA5-46930) or control antibody followed by Phycoerythrin-conjugated Anti-Goat IgG Secondary Antibody.



IL1R1 Antibody (PA5-46930)

Neutralization antibody testing demonstrates the specificity of an antibody through a correlation between antibody binding and the activity of the target. Neutralization of human IL-1beta/IL-1F2 is shown by increase in CPM (measure of growth) with increasing concentrations of IL-1 RI polyclonal antibody (PA5-46930). {Neu}



IL1R1 Antibody (PA5-46930) in Neu

Neutralization of IL1R1 in HT-29 human colon adenocarcinoma cell line. Samples were incubated in IL1R1 polyclonal antibody (Product # PA5-46930). Recombinant Human IL,1/IL,1F2 induces CXCL1/GRO secretion in the HT-29 human colon adenocarcinoma cell line in a dose-dependent manner(orange line), as measured by the Human CXCL1/GRO DuoSet. CXCL1/GRO secretion elicited by Recombinant Human IL,1/IL,1F2 is neutralized (green line) by increasing concentrations of Human IL,1 RI Antigen Affinity-purified Polyclonal Antibody. The ND50 is typically < 5 g/mL in the presence of 400 pg/mL Recombinant Human IL-1/IL-1F2.

View more figures on thermofisher.com

Neutralization (1)

Frontiers in immunology	Year 2022
Dermal fibroblasts are the key sensors of aseptic skin inflammation through interleukin 1 release by lesioned keratinocytes.	Species Human
"Published figure using IL1R1 polyclonal antibody (Product # PA5-46930) in Neutralization"	
Authors: Cordier-Dirikoc S,Pedretti N,Garnier J,Clarhaut-Charreau S,Ryffel B,Morel F,Bernard FX,Hamon de Almeida V, Lecron JC,Jégou JF	

Inhibition Assays (1)

Frontiers in immunology	Year 2022
Dermal fibroblasts are the key sensors of aseptic skin inflammation through interleukin 1 release by lesioned keratinocytes.	Species Human
"Published figure using IL1R1 polyclonal antibody (Product # PA5-46930) in Neutralization"	
Authors: Cordier-Dirikoc S,Pedretti N,Garnier J,Clarhaut-Charreau S,Ryffel B,Morel F,Bernard FX,Hamon de Almeida V, Lecron JC,Jégou JF	

For Research Use Only. Not for use in diagnostic procedures. Not for resale without express authorization. Products are warranted to operate or perform substantially in conformance with published Product specifications in effect at the time of sale, as set forth in the Production documentation, specifications and/or accompanying package inserts ("Documentation"). No claim of suitability for use in applications regulated by FDA is made. The warranty provided herein is valid only when used by properly trained individuals. Unless otherwise stated in the Documentation, this warranty is limited to one year from date of shipment when the Product is subjected to normal, proper and intended usage. This warranty does not extend to anyone other than the Buyer. Any model or sample furnished to Buyer is merely illustrative of the general type and quality of goods and does not represent that any Product will conform to such model or sample. NO OTHER WARRANTIES, EXPRESS OR IMPLIED, ARE GRANTED INCLUDING WITHOUT LIMITATION, IMPLIED WARRANTIES OF MERCHANTABILITY, FITNESS FOR ANY PARTICULAR PURPOSE, OR NON INFRINGEMENT. BUYER'S EXCLUSIVE REMEDY FOR NON-CONFORMING PRODUCTS DURING THE WARRANTY PERIOD IS LIMITED TO REPAIR, REPLACEMENT OF OR REFUND FOR THE NON-CONFORMING PRODUCT(S) AT SELLER'S SOLE OPTION. THERE IS NO OBLIGATION TO REPAIR, REPLACE OR REFUND FOR PRODUCTS AS THE RESULT OF (i) ACCIDENT, DISASTER OR EVENT OF FORCE MAJEURE, (ii) MISUSE, FAULT OR NEGLIGENCE OF OR BY BUYER, (iii) USE OF THE PRODUCTS IN A MANNER FOR WHICH THEY WERE NOT DESIGNED, OR (iv) IMPROPER STORAGE AND HANDLING OF THE PRODUCTS. Unless otherwise expressly stated on the Product or in the documentation accompanying the Product, the Product is intended for research only and is not to be used for any other purpose, including without limitation, unauthorized commercial uses, in vitro diagnostic uses, ex vivo or in vivo therapeutic uses, or any type of consumption by or application to human or animals.